

## **Durango Bridge Club Board Meeting Minutes April 30, 2022**

The Zoom meeting was called to order by Don Squires at 4:05 pm. Directors Cara-Lyn, Wayne, Jana, Mark, and Jonathan were present, representing a quorum. Michelle was absent due to a previous commitment. Susan Westerwick joined the meeting to discuss the Longest Day.

Don volunteered to write up the minutes as Michelle was absent.

We were saddened by the passing of Dan Halseth. He was a great bridge player and enjoyable to be with at the bridge table.

Meeting minutes of the last meeting were approved by email and posted on our website.

### **Longest Day**

The face-to-face longest day games will be Monday June 20, using the Game room only at the Senior Center. There will be 3 sessions times to be announced later. Cara-Lyn volunteered to be the director of the games that day. The Monday online game will be canceled for that day only. A sign-up sheet will be developed and sent out with the notice to the members of the longest day game. We will be requesting sign ups for the afternoon game by June 6, so we know how many people will be coming and if we have enough room to invite social players.

The board voted unanimously to pay up to \$1000 for food, (food will be provided for each game, breakfast, lunch, and dinner), and to pay the entry fee for all players attending.

There will be a charge of \$75 to rent the senior center for the evening session.

When we know how many people are coming, we will look at options of using part of the dining room or renting space at the fairgrounds.

Susan will draft a letter for the board to review and then Don will send it out to the membership.

The board expressed their appreciation of Susan's efforts in setting this up.

### **Treasurer's report**

Jonathan presented his report, and it was accepted by the board.

### **Manager's report**

Wayne presented his documents, and it was impressive to see how our club compares to other clubs in the number of tables played.

### **President's comments**

Don took a moment to thank the game directors for their time and effort in allowing the rest of the members the opportunity to play bridge. Thanks, Mark, Greg, Larry, Cara-Lyn, Wayne, and Karl.

### **Nomination and Election of new Directors for the board.**

There are 3 directors whose term expires, Jana, Wayne and Jonathan.

Jana is retiring and will need to be replaced. Larry Anderson has volunteered for the position.

Wayne would like another term.

## **Durango Bridge Club Board Meeting Minutes April 30, 2022**

Jonathan just submitted his resignation, and it was accepted by the board. The board then voted to unanimously appoint Jennifer Mullins as a board member and treasurer. Jonathan abstained from the vote. Welcome Jennifer to the Durango Bridge Club board! Jennifer is interested in another term.

The board voted unanimously to remove Jonathan and add Jennifer to the club's accounts at Community Banks of Colorado.

### **Zero Tolerance**

Mark said there was one issue in the first quarter that was resolved to everyone's satisfaction.

We discussed informal vs formal complaints and how they are handled. Mark will meet with his committee and propose back to the board how to handle "informal" complaints. (An informal complaint is one that the complaint form was not filled out)

### **Vaccination Policy**

The board discussed not requiring proof of vaccination to play face to face bridge. It was noted that the recent Sectional in Colorado Springs did not require proof of vaccinations. The board voted to approve, 5-1, that proof of vaccination would not be required effective Monday May 9. Don will talk to Vicki at the Senior center to communicate this change prior to making the change.

### **Luncheon for Willa**

The board liked the idea of the club sponsoring a day of remembrance for Willa sometime this summer. Don will talk with Jean, who had proposed the idea, and report back to the board.

### **Game Schedule**

The issue of competing games between online and face-to-face was discussed. The focus of the discussion was the Monday online NLM game and the Monday face-to-face game. No changes to the schedule were proposed.

Next Meeting

Saturday July 23 at 4pm

The meeting was adjourned

Respectfully submitted

Don

Below are the files submitted by Jonathan and Wayne and reviewed by the board

DURANGO BRIDGE CLUB REVENUE AND EXPENSE - Q1, 2022

	TOTAL	NOTES
<b>REVENUE</b>		
Table Count	449	
Gross Table Fees	\$5,292	\$3,960 BBO AND \$1,332 FACE-TO-FACE
Free Plays	-553	
Net Table Fees	4,739	
Membership Fees		
Other Revenues	4	
Total Revenue	\$4,743	
<b>EXPENSE</b>		
ACBL Fees	\$1,145	
BBO Fees	902	
Senior Center	1,000	DONATION
Education		
Farmington	97	
Other Expense	356	WEBSITE, INSURANCE, SUPPLIES, TAX
Professional Fees		
Longest Day		
Depreciation	288	NON-CASH
<b>TOTAL EXPENSE</b>	<b>\$3,788</b>	
<b>NET REVENUE</b>	<b>\$955</b>	

DBC OTHER FINANCIAL DATA - FIRST QUARTER 2022

<b>CASH BALANCE:</b>				
<b>ON HAND</b>		\$130		
<b>CHECKING A/C</b>		21,036		
<b>SAVINGS A/C</b>		3,004		
<b>TOTAL</b>		\$24,170		
<b>FIRST QUARTER ACTUAL - NET</b>		\$955		
<b>FIRST QUARTER BUDGET - NET</b>		440		
<b>DIFFERENCE</b>		\$515		
<b>CURRENT YEAR QUARTER ACTUAL - NET</b>		\$955		
<b>PRIOR YEAR QUARTER ACTUAL - NET</b>		1,940		
<b>DIFFERENCE</b>		-\$985		

Date	BBO ONLINE GAMES	Session	Tables		sun	mon	tue	wed	thur	fri	sat
1/2/2022			5								
		tables	347.0	342.0	67.0	76.0	69.0	71.0	54.0	5.0	
		games held	66.0		12	13	13	13	13	1	
		avg tables	5.3		5.6	5.8	5.3	5.5	4.2	5.0	
Date	F2F GAMES	Session	Tables		sun	mon	tue	wed	thur	fri	sat
1/4/2022		Tue Eve	3.5				3.5				
		tables	115.0	115.0		29.0	46.0			40.0	
		games held	33.0			10	11			12	
		avg tables	3.5			2.9	4.2			3.3	



(http://www.acbl.org/)

# Club Table Counts

Year:

Type:

District:

Unit:

Country:

State/Province:

City:

Find a Club:

search

Show 50 entries

Search:

Overall Rank	Club Name	City	State/Prov	District	Unit	Tables
1	Durango Bridge Club	Durango	CO	17	364	446.00
2	Black Canyon Bridge Club	Montrose	CO	17	364	95.00
3	Vail Valley Bridge Club	Edwards	CO	17	364	30.50
4	Grand Slam Of GJ	Grand Junction	CO	17	364	18.50
5	Bookcliffs Bridge Club	Grand Junction	CO	17	364	11.50
6	Aspen Bridge Club	Aspen	CO	17	364	6.00

Showing 1 to 6 of 6 entries

Previous

1

Next



Contact Us



(http://www.acbl.org/)

# Club Table Counts

Year:

2022

Type:

Regular

District:

17

Unit:

All Units

Country:

United States

State/Province:

All States

City:

Find a City

Find a Club:

Find a Club

search

Show 50 entries

Search:

Overall Rank	Club Name	City	State/Prov	District	Unit	Tables
1	Denver Metro Bridge Studio	Denver	CO	17	361	860.50
2	Ace Of Clubs Bridge Club	Fort Collins	CO	17	363	487.50
3	Durango Bridge Club	Durango	CO	17	364	446.00
4	Greeley Afternoon Club	Greeley	CO	17	363	275.50
5	Arvada Bridge Club	Arvada	CO	17	361	197.50
6	Bridge It With Elaine	Steamboat Sprgs	CO	17	422	189.50
7	Four Aces DBC	Colorado Spgs	CO	17	360	188.00
8	Longmont Boulder DBC	Boulder	CO	17	359	170.00
9	RuffN Sluff Bridge Club	Colorado Spgs	CO	17	360	167.50
10	Daytime DBC	Fort Collins	CO	17	363	156.50


<b>Overall Rank</b>	<b>Club Name</b>	<b>City</b>	<b>State/Prov</b>	<b>District</b>	<b>Unit</b>	<b>Tables</b>
11	Maggies Bridge Club	Frisco	CO	17	359	156.00
12	Peak Bridge Club	Colorado Spgs	CO	17	360	154.00
13	Black Canyon Bridge Club	Montrose	CO	17	364	95.00
14	Choice City DBC	Fort Collins	CO	17	363	92.00
15	Colorado Springs Strategic Games	Colorado Springs	CO	17	360	81.50
16	Bauer's Bridge	Lone Tree	CO	17	361	81.00
17	Castle Rock Bridge	Greenwood Village	CO	17	361	79.00
18	The Madhatter Bridge Club	Fort Collins	CO	17	363	77.00
19	Anthem Ranch DBC	Broomfield	CO	17	359	53.00
20	Heather Gardens BC	Aurora	CO	17	361	45.00
21	Mountain High Bridge	Colorado Spgs	CO	17	360	41.00
22	Estes Park Bridge Club	Estes Park	CO	17	363	37.50
22	Bridge on Thursdays	Boulder	CO	17	359	37.50
23	The Wednesday Bridge Club	Boulder	CO	17	359	31.00
24	Vail Valley Bridge Club	Edwards	CO	17	364	30.50
25	Rocky Ford Bridge Club	Rocky Ford	CO	17	360	29.00
25	Boulder Bridge Club	Boulder	CO	17	359	29.00
26	Unit 359	Broomfield	CO	17	359	27.50
27	Unit 363	Fort Collins	CO	17	363	25.00
28	Friday Afternoon Club	Boulder	CO	17	359	22.00
28	Buena Vista Duplicate	Buena Vista	CO	17	360	22.00
29	Grand Slam Of GJ	Grand Junction	CO	17	364	18.50
30	Bookcliffs Bridge Club	Grand Junction	CO	17	364	11.50
31	Denver Country Club	Denver	CO	17	361	10.00
32	The Jolly Girls	Colorado Springs	CO	17	360	9.00
33	Pueblo Bridge at the Elks	Pueblo	CO	17	360	8.50


Overall Rank	Club Name	City	State/Prov	District	Unit	Tables
34	Aspen Bridge Club	Aspen	CO	17	364	6.00

Showing 1 to 37 of 37 entries

Previous 1 Next

 [Contact Us](https://www.acbl.org/contact-us)

 [6575 Windchase Blvd  
Horn Lake, MS 38637](https://www.acbl.org/6575-Windchase-Blvd-Horn-Lake-MS-38637)

 [662-253-3100](tel:+1-662-253-3100)

Privacy Policy · [https://s3.amazonaws.com/cdn.acbl.org/wp-content/uploads/2014/02/privacy\\_policy.pdf](https://s3.amazonaws.com/cdn.acbl.org/wp-content/uploads/2014/02/privacy_policy.pdf)

Terms of Use <https://s3.amazonaws.com/cdn.acbl.org/wp-content/uploads/2014/02/termsfuse.pdf>

• Arbitration Agreement <https://www.acbl.org/administration/#docs>

<https://www.baronbarclay.com/>



(http://www.acbl.org/)

# Club Table Counts

Year:

2022

Type:

Regular

District:

17

Unit:

All Units

Country:

United States

State/Province:

All States

City:

Find a City

Find a Club:

Find a Club

search

Show 50 entries

Search:

Overall Rank	Club Name	City	State/Prov	District	Unit	Tables
1	Duke City Bridge Club	Albuquerque	NM	17	374	1720.00
2	Denver Metro Bridge Studio	Denver	CO	17	361	860.50
3	Bridge on Shea	Scottsdale	AZ	17	354	800.50
4	NW Tucson Bridge Club Inc	Oro Valley	AZ	17	356	765.00
5	Sun Lakes DBC	Chandler	AZ	17	351	756.50
6	Kiva West DBC	Sun City West	AZ	17	354	718.50
7	Bridge and Heat	Scottsdale	AZ	17	354	643.00
8	Adobe Bridge Club	Tucson	AZ	17	356	631.00
9	In Tempo Bridge Club	Scottsdale	AZ	17	354	564.50
10	Ace Of Clubs Bridge Club	Fort Collins	CO	17	363	487.50


Overall Rank	Club Name	City	State/Prov	District	Unit	Tables
11	Sedona Bridge Center	Sedona	AZ	17	355	465.00
12	Durango Bridge Club	Durango	CO	17	364	446.00
13	Green Valley DBC	Green Valley	AZ	17	356	398.50
14	Tucson Charity Bridge Club Inc	Tucson	AZ	17	356	321.50
15	P C Duplicate	Goodyear	AZ	17	354	305.50
16	Greeley Afternoon Club	Greeley	CO	17	363	275.50
17	Sun City Grand Duplicate	Surprise	AZ	17	354	269.50
18	James' Game	Santa Fe	NM	17	383	259.50
19	Las Vegas Bridge World	Las Vegas	NV	17	373	249.00
20	Sun City DBC	Sun City	AZ	17	354	230.00
21	Carolyn's Game	Santa Fe	NM	17	383	209.00
21	The Bridge Club Of Henderson	Henderson	NV	17	373	209.00
22	Arvada Bridge Club	Arvada	CO	17	361	197.50
23	Adult Center Of Prescott DBC	Prescott	AZ	17	355	196.00
24	Taos Duplicate Bridge Club	Ranchos de Taos	NM	17	381	190.00
25	Bridge It With Elaine	Steamboat Sprgs	CO	17	422	189.50
26	Mesa Spirit RV Resort	Mesa	AZ	17	351	188.00
26	Four Aces DBC	Colorado Spgs	CO	17	360	188.00
27	Corte Bella Country Club	Sun City West	AZ	17	354	175.50
28	Sandia West Bridge Studio	Albuquerque	NM	17	374	174.00
29	Longmont Boulder DBC	Boulder	CO	17	359	170.00
30	Ruff'N Sluff Bridge Club	Colorado Spgs	CO	17	360	167.50
31	Lake Havasu DBC	Lake Havasu City	AZ	17	355	165.00
32	Daytime DBC	Fort Collins	CO	17	363	156.50
33	Maggies Bridge Club	Frisco	CO	17	359	156.00
34	Peak Bridge Club	Colorado Spgs	CO	17	360	154.00
35	Sun City BC	El Paso	TX	17	159	145.50


Overall Rank	Club Name	City	State/Prov	District	Unit	Tables
36	Unit 354	Phoenix	AZ	17	354	145.00
37	Leisure World Tuesday	Mesa	AZ	17	351	137.00
38	Leisure World Monday	Mesa	AZ	17	351	124.00
39	Wednesday Open BC	Las Cruces	NM	17	380	121.50
40	Saguaro Duplicate Bridge Club	Green Valley	AZ	17	356	120.00
41	Bridge Mesquite DBC	Mesquite	NV	17	373	118.00
42	Westbrook Village DBC	Peoria	AZ	17	354	114.50
43	Las Palmas DBC	Mesa	AZ	17	351	105.50
44	Desert Castaway DBC	Alamogordo	NM	17	388	104.00
45	Amigo Homestyle BC	El Paso	TX	17	159	98.00
46	Wyoming Wild West EB	Cheyenne	WY	17	421	96.00
47	Black Canyon Bridge Club	Montrose	CO	17	364	95.00
48	Choice City DBC	Fort Collins	CO	17	363	92.00

Showing 1 to 50 of 103 entries

Previous 1 2 3 Next

 [Contact Us](https://www.acbl.org/contact-us)

 [6575 Windchase Blvd  
Horn Lake, MS 38637](https://www.acbl.org/6575-Windchase-Blvd-Horn-Lake-MS-38637)

 [662-253-3100](tel:+1-662-253-3100)

(<https://www.baronbarclay.com/>)



(http://www.acbl.org/)

# Club Table Counts

Year:

2022

Type:

Regular

District:

All Districts

Unit:

All Units

Country:

United States

State/Province:

All States

City:

Find a City

Find a Club:

Find a Club

search

Show 50 entries

Search:

Overall Rank	Club Name	City	State/Prov	District	Unit	Tables
100	Jefferson Bridge Association	Keswick	VA	6	139	525.50
101	Seattle Bridge Center	Seattle	WA	19	446	519.50
102	Burlington Bridge Club	Williston	VT	25	175	516.00
103	Lee County Bridge Assoc	Fort Myers	FL	9	128	508.50
104	East Bay Community Bridge	Oakland	CA	21	502	504.50
105	Branford Bridge Club	Branford	CT	25	126	503.50
106	Duplicate at John's Island Cl	Vero Beach	FL	9	240	497.00
107	HO-ST Bridge Club	Easley	SC	7	160	491.00
108	Montgomery Bridge Club	Montgomery	AL	10	157	490.00
109	Ace Of Clubs Bridge Club	Fort Collins	CO	17	363	487.50


<b>Overall Rank</b>	<b>Club Name</b>	<b>City</b>	<b>State/Prov</b>	<b>District</b>	<b>Unit</b>	<b>Tables</b>
110	Duplicate Bridge Club Okatie Creek	Okatie	SC	7	252	483.50
111	Honolulu Unit	Honolulu	HI	20	470	480.00
112	MCA Bridge	Sarasota	FL	9	102	476.00
113	North Jersey Bridge Center	Ridgewood	NJ	3	106	473.50
114	Hendersonville Bridge Center	Hendersonville	NC	7	171	472.50
114	Honesdale-Hawley DBC	Honesdale	PA	4	120	472.50
115	Harrisburg Bridge Club	Camp Hill	PA	4	168	471.50
116	Bridge Center Of Bradenton	Bradenton	FL	9	128	471.00
116	Cosmopolitan Bridge Club	New York	NY	24	155	471.00
117	Boca Grande DBC	Boca Grande	FL	9	128	469.00
118	Bonita Bridge	Bonita Springs	FL	9	128	468.00
119	North Penn DBC	North Wales	PA	4	141	467.50
120	Temple Sinai DBC	Delray Beach	FL	9	128	465.00
120	Sedona Bridge Center	Sedona	AZ	17	355	465.00
121	Sacramento Bridge Center	Sacramento	CA	21	505	464.00
122	Savannah DBC Inc	Savannah	GA	7	202	462.00
123	SW Missouri Unit 101	Springfield	MO	15	101	461.50
124	Route 66 Bridge Club	Tulsa	OK	15	158	460.50
125	Spokane DBC	Spokane	WA	19	448	460.00
126	Baton Rouge DBC	Baton Rouge	LA	10	182	459.50
127	Dirigo BC	Brewer	ME	25	189	458.50
128	4 Aces Bridge Club LLC	Glendale	WI	13	222	457.00
128	De Land Bridge Club Inc	Deland	FL	9	128	457.00
129	Bridge Club of Lexington	Lexington	KY	11	164	456.50
130	The 750 Club	Woodland Hills	CA	23	561	455.50
130	PBC Bridge Club	Hampton	VA	6	110	455.50
131	Buffalo Bridge Center	Amherst	NY	5	116	451.50


Overall Rank	Club Name	City	State/Prov	District	Unit	Tables
132	Anacortes DBC	Oak Harbor	WA	19	439	450.00
133	Royal Poinciana Golf Club	Naples	FL	9	128	447.00
134	Durango Bridge Club	Durango	CO	17	364	446.00
135	Sebring Bridge Club	Sebring	FL	9	128	444.00
136	Columbia NE Bridge Club	Columbia	SC	7	160	441.00
137	Colonial Bridge Club	Williamsburg	VA	6	110	438.00
138	Bridge Studio of Delaware	Wilmington	DE	4	190	437.50
139	Abingdon Bridge Club	Abingdon	VA	7	165	437.00
140	Chattanooga Bridge Club	Chattanooga	TN	7	206	436.00
140	Bridge Club Of Madison	Madison	WI	13	149	436.00
141	Jackson Hole Duplicate Club	Jackson	WY	18	396	435.50
142	Chicago Duplicate Bridge	Chicago	IL	13	123	432.50
143	Golden Isles DBC	Saint Simons	GA	7	202	428.00

Showing 101 to 150 of 1,431 entries

Previous 1 2 3 4 5 ... 29 Next

 [Contact Us](https://www.acbl.org/contact-us)

 [6575 Windchase Blvd  
Horn Lake, MS 38637](https://www.acbl.org/6575-Windchase-Blvd-Horn-Lake-MS-38637)

 [662-253-3100](tel:+1-662-253-3100)

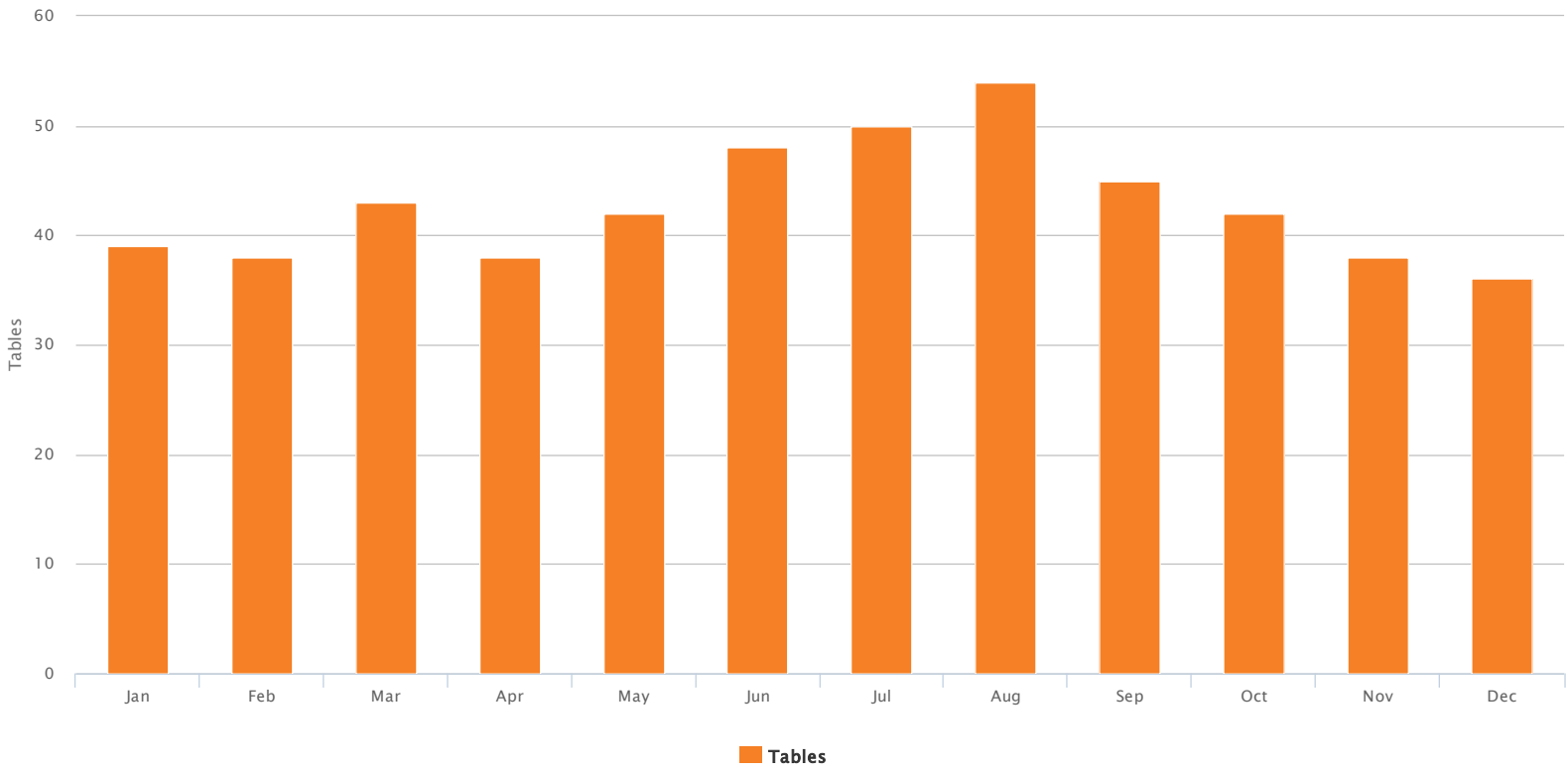
(<https://www.baronbarclay.com/>)

# Club Tables By Month

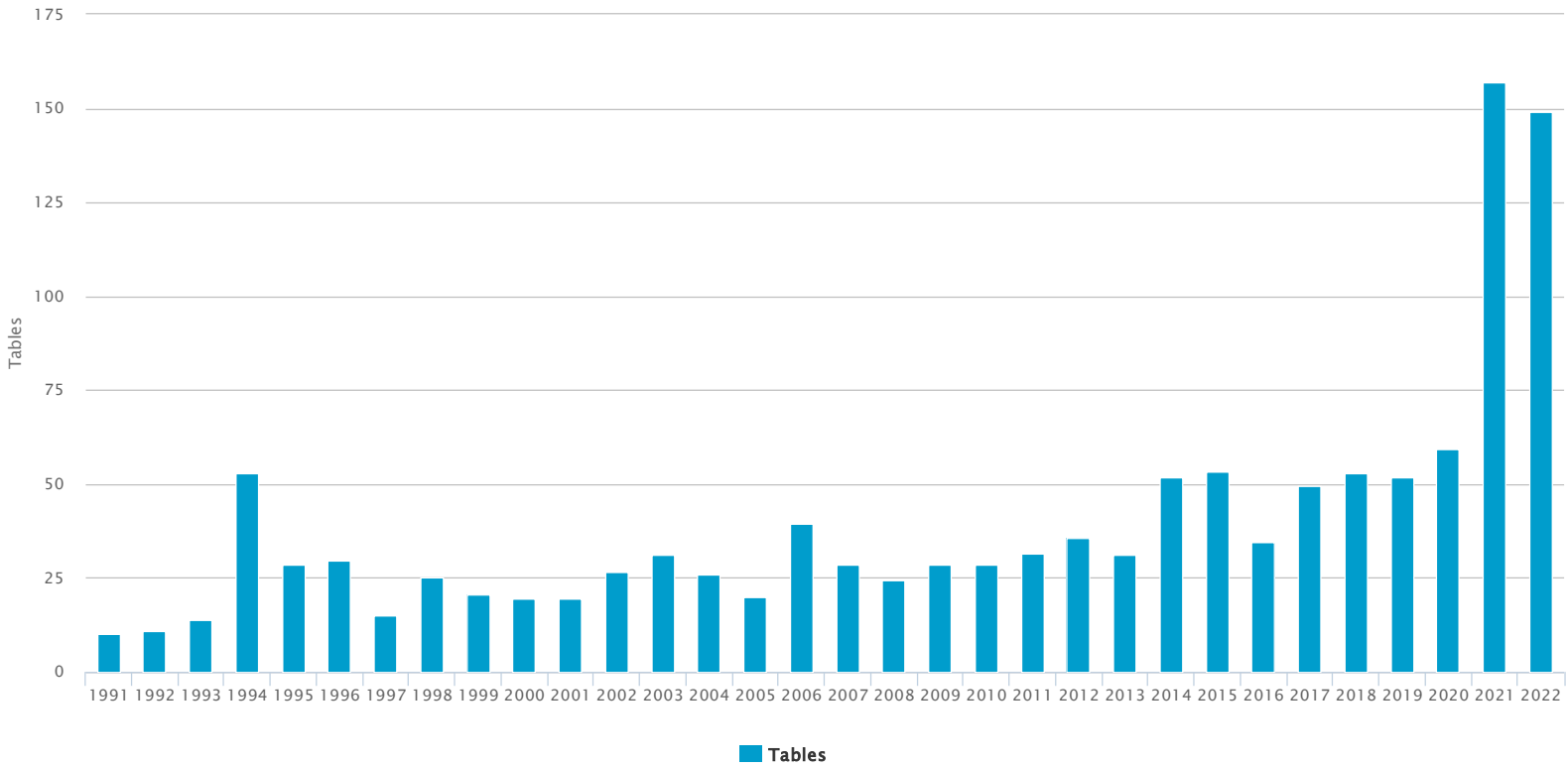
Year:  ▼

Year	Totals	Jan	Feb	Mar	Apr	May	Jun	Jul	Aug	Sep	Oct	Nov	Dec
2022	446.0	149.0	144.0	153.0	0	0	0	0	0	0	0	0	0
2021	1662.5	157.0	144.0	158.0	115.0	132.5	164.5	159.5	157.0	131.0	128.0	134.0	82.0
2020	1222.5	59.5	53.0	41.0	38.0	109.0	124.0	124.0	123.5	127.0	119.0	148.5	156.0
2019	942.5	52.0	42.0	66.0	85.5	80.5	114.0	112.0	104.0	77.5	82.0	59.5	67.5
2018	818.0	53.0	57.0	59.0	65.5	66.5	85.0	92.5	102.5	66.0	74.5	53.0	43.5
2017	792.0	49.5	56.5	73.5	61.0	68.0	91.0	74.5	86.0	51.5	68.5	54.0	58.0
2016	820.5	34.5	48.0	69.5	56.5	73.5	87.5	80.5	99.5	74.0	74.0	60.0	63.0
2015	630.8	53.5	54.0	66.0	56.3	58.5	57.5	56.0	61.0	51.5	56.5	34.0	26.0
2014	617.5	52.0	29.0	40.5	48.5	54.5	64.0	56.0	61.5	63.0	59.5	44.0	45.0
2013	510.5	31.0	37.5	43.5	43.0	43.5	48.0	49.5	59.0	42.0	40.0	45.0	28.5
2012	429.0	35.5	28.5	27.0	30.0	35.5	37.5	47.5	61.0	43.5	35.5	19.0	28.5
2011	497.0	31.5	37.0	37.0	44.5	44.0	47.5	55.5	47.5	46.5	32.5	31.0	42.5
2010	426.5	28.5	34.5	33.0	30.5	33.5	33.5	47.0	49.0	37.5	46.0	39.5	14.0
2009	361.0	28.5	0	20.5	29.0	39.5	31.5	35.0	38.0	47.5	39.0	31.0	21.5
2008	414.0	24.5	32.5	35.5	40.0	38.5	35.5	40.5	45.5	42.0	39.0	18.5	22.0
2007	461.5	28.5	33.0	39.0	32.0	34.0	38.0	48.0	50.5	33.5	37.0	65.0	23.0
2006	448.5	39.5	29.5	35.0	29.0	39.0	46.0	45.0	50.5	63.5	34.0	16.5	21.0
2005	384.5	20.0	23.0	33.0	24.0	39.0	36.5	52.0	45.0	39.5	32.0	13.0	27.5
2004	364.0	26.0	33.0	31.0	30.0	28.5	33.5	37.5	42.5	31.0	22.5	25.5	23.0
2003	357.5	31.0	24.5	21.0	32.0	25.5	27.5	33.0	32.5	30.0	27.5	46.5	26.5
2002	339.5	26.5	27.0	26.0	23.0	24.5	30.0	30.5	42.5	36.5	29.0	22.0	22.0
2001	404.5	19.5	31.0	24.5	51.0	36.5	34.5	49.5	36.0	31.5	36.5	23.5	30.5
2000	373.0	19.5	42.0	23.0	31.5	41.5	36.0	23.0	42.0	26.5	38.0	23.0	27.0
1999	324.0	20.5	24.5	25.5	20.5	20.5	34.0	27.5	42.5	26.5	23.5	31.0	27.5
1998	381.5	25.0	22.0	27.0	30.0	23.0	40.5	40.5	41.5	43.5	29.0	27.0	32.5
1997	315.0	15.0	28.0	27.0	43.0	28.0	23.5	27.0	38.5	36.5	0	24.0	24.5
1996	435.0	29.5	33.0	34.0	42.5	25.5	23.0	41.0	48.0	29.5	41.0	31.0	57.0
1995	352.5	28.5	24.0	24.5	26.5	27.5	32.0	21.5	34.5	43.0	26.0	27.0	37.5
1994	375.0	53.0	0	36.0	27.0	31.5	31.5	30.0	35.0	30.0	44.0	28.0	29.0
1993	325.0	14.0	22.0	39.0	26.0	26.0	33.0	27.0	40.0	23.0	22.0	34.0	19.0
1992	198.0	11.0	10.0	20.0	13.0	9.0	26.0	20.0	20.0	22.0	16.0	13.0	18.0
1991	150.0	10.0	18.0	3.0	16.0	13.0	16.0	19.0	13.0	6.0	16.0	11.0	9.0

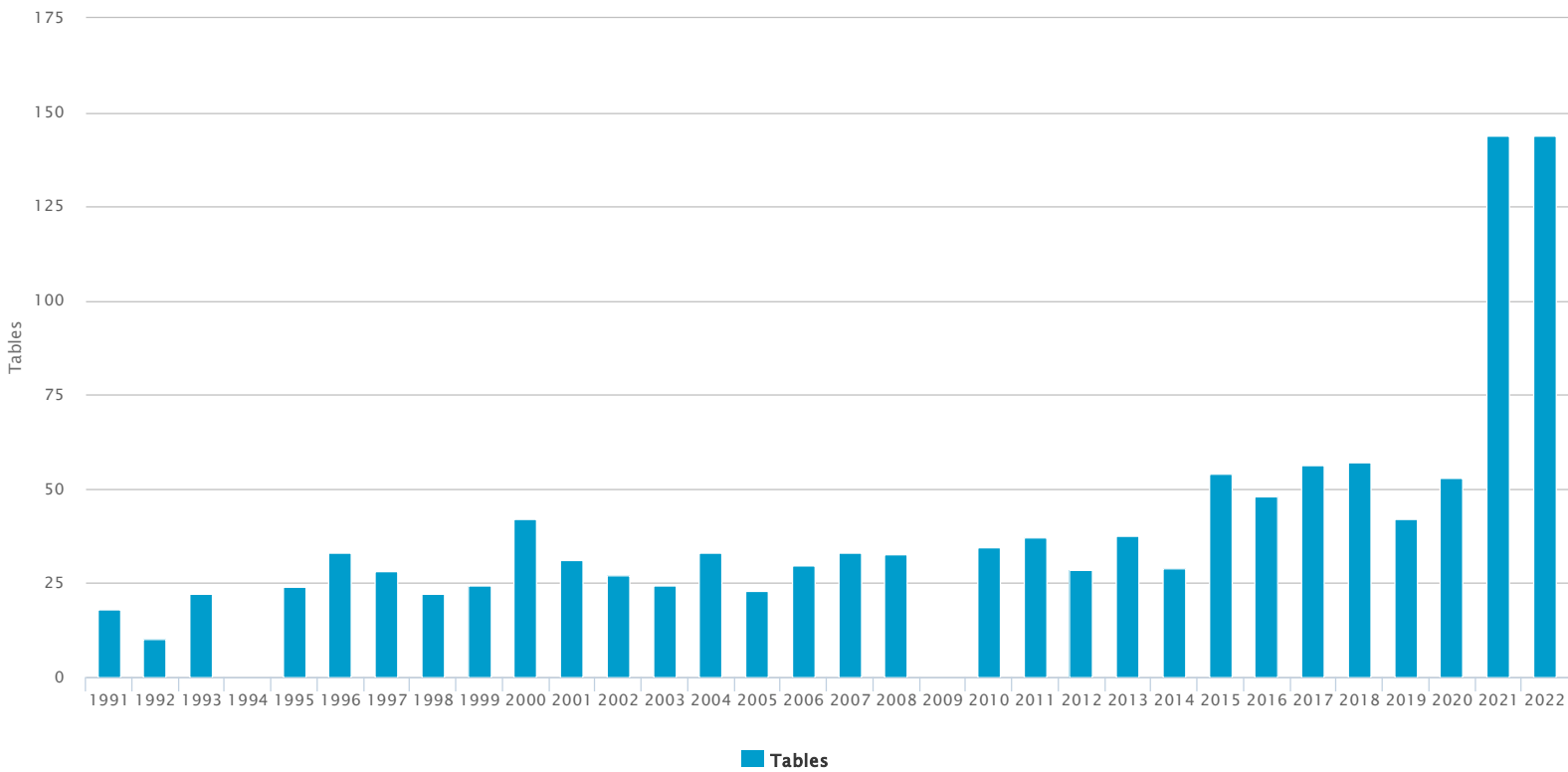
### Average Tables by Month



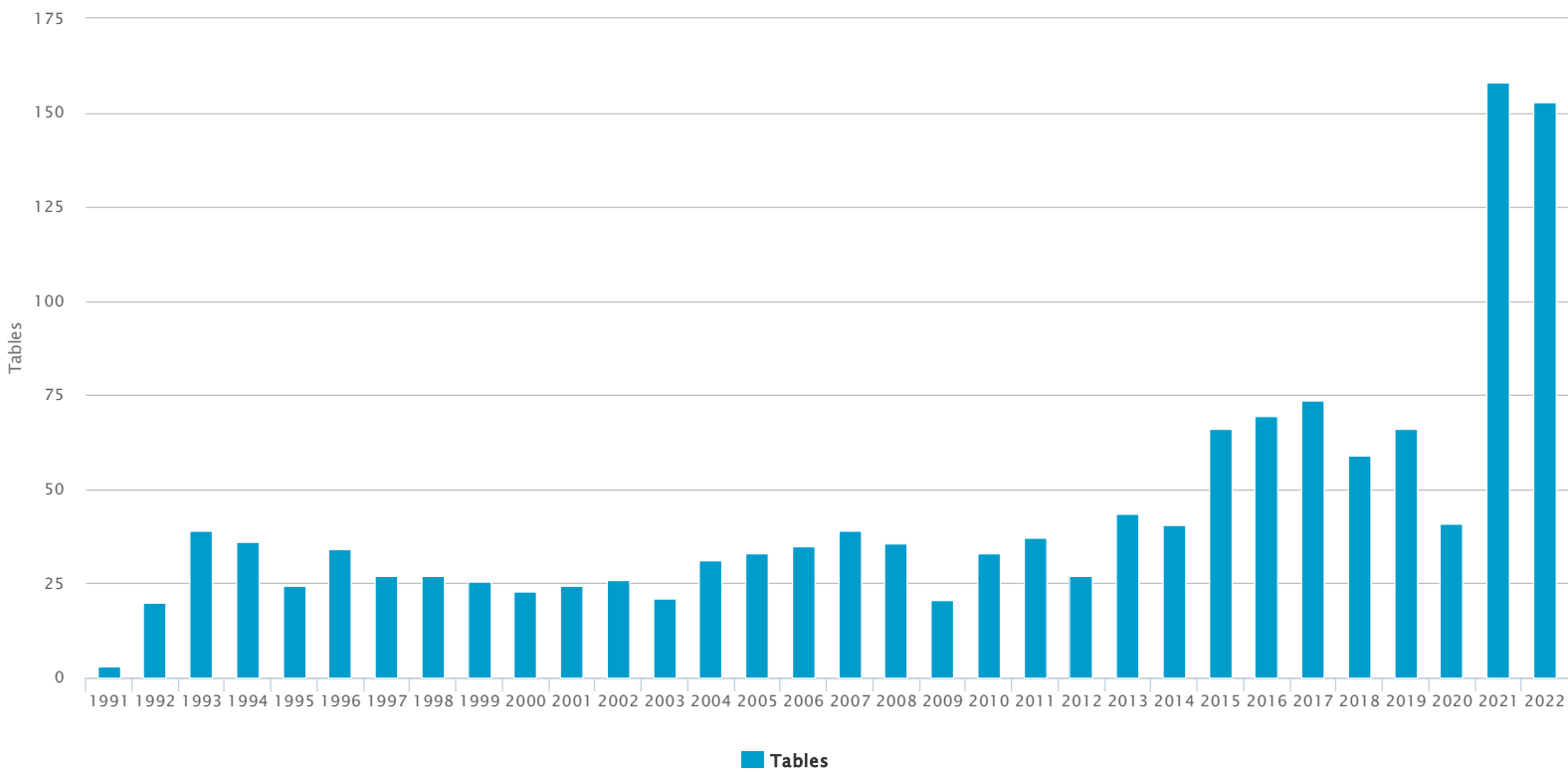
### Tables by year for January



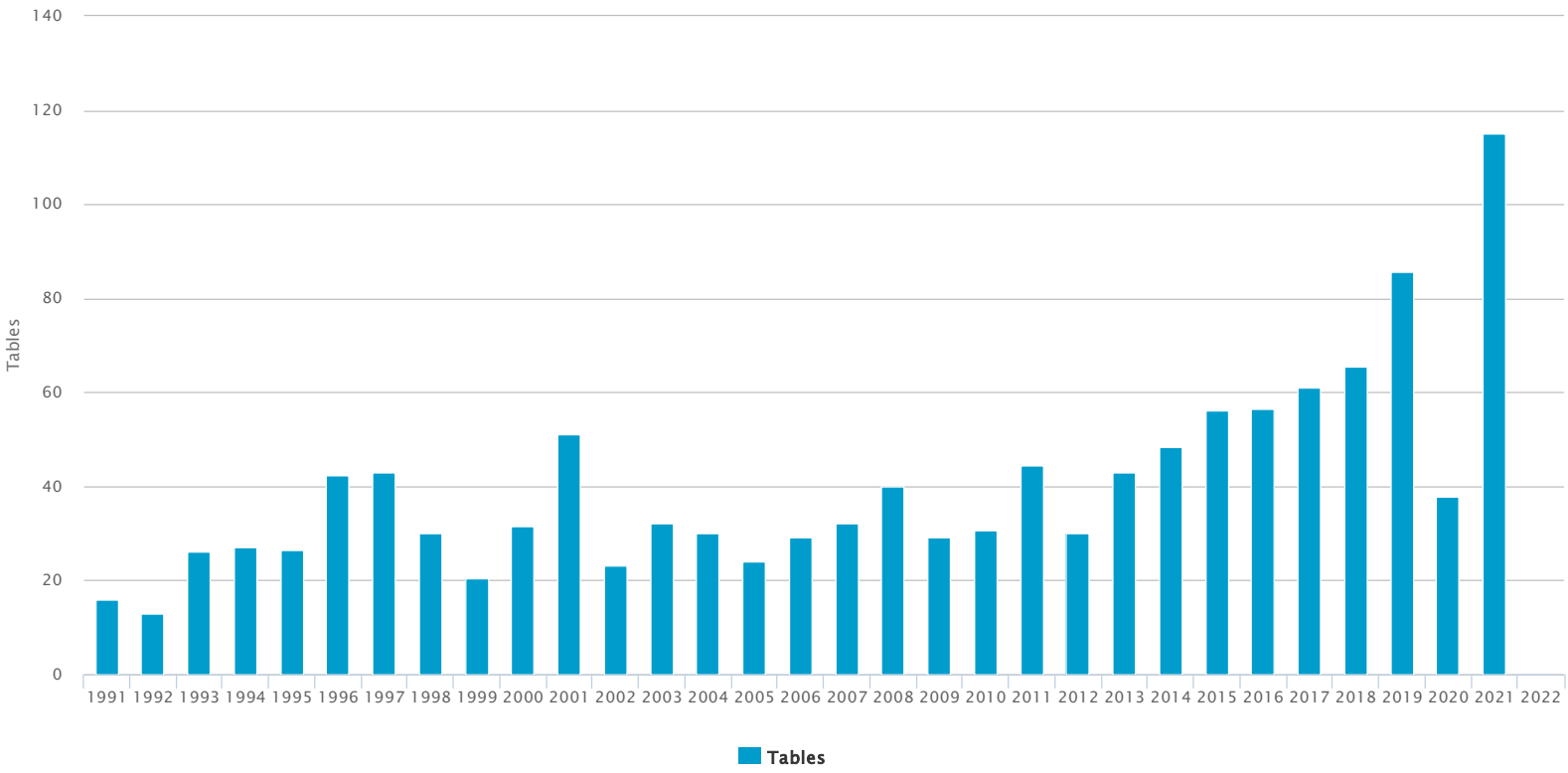
Tables by year for February



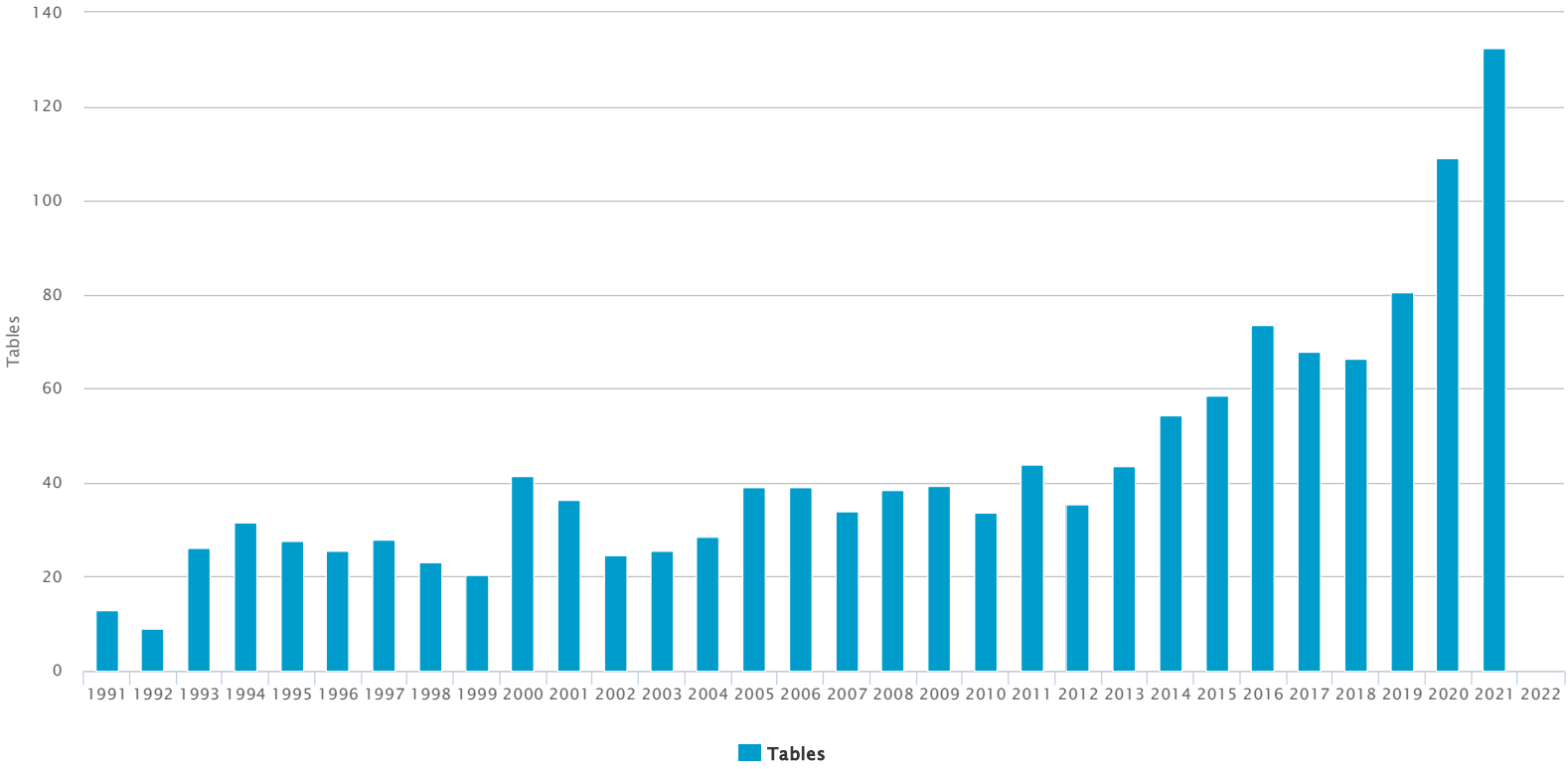
Tables by year for March



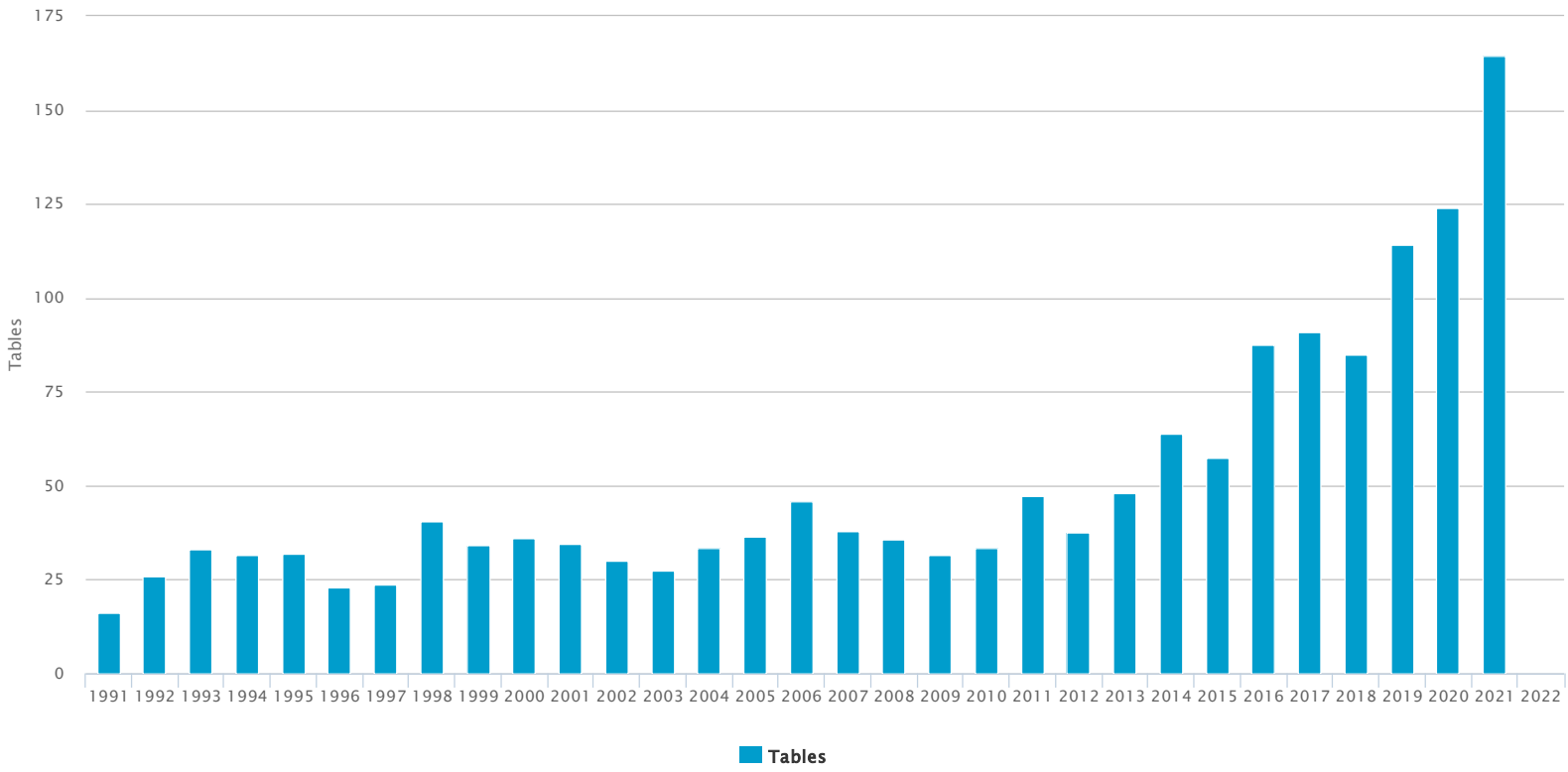
Tables by year for April



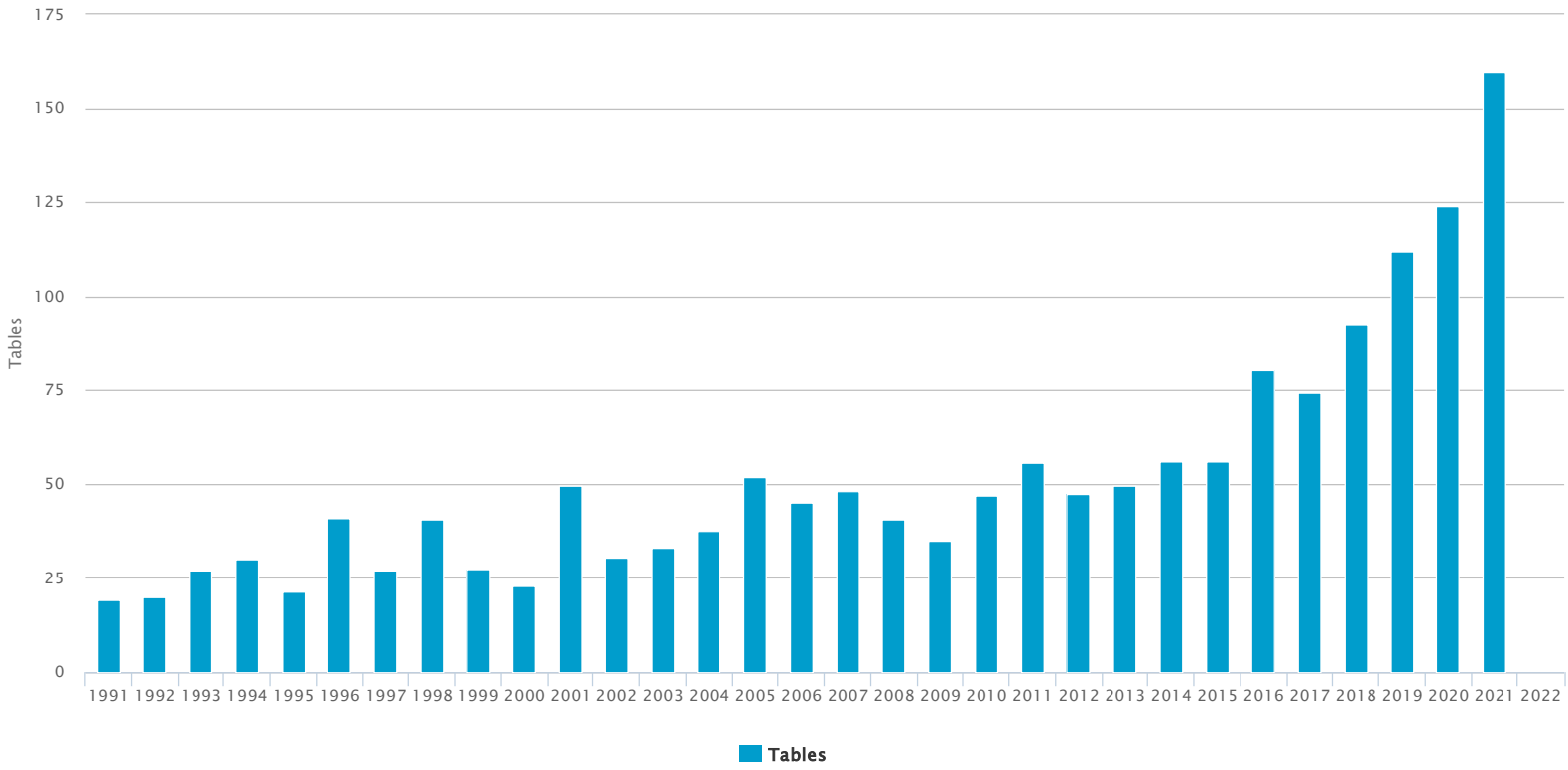
Tables by year for May



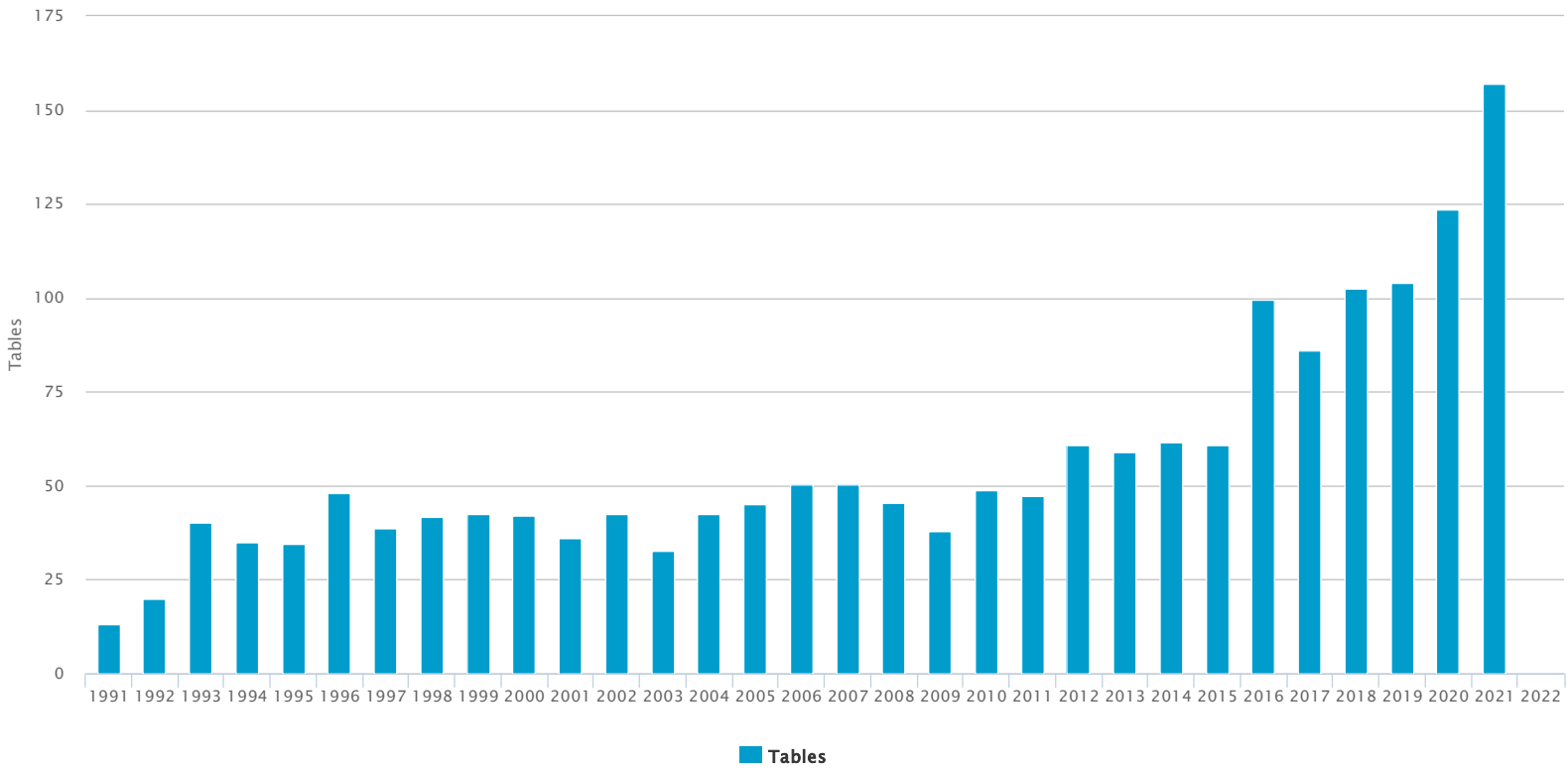
Tables by year for June



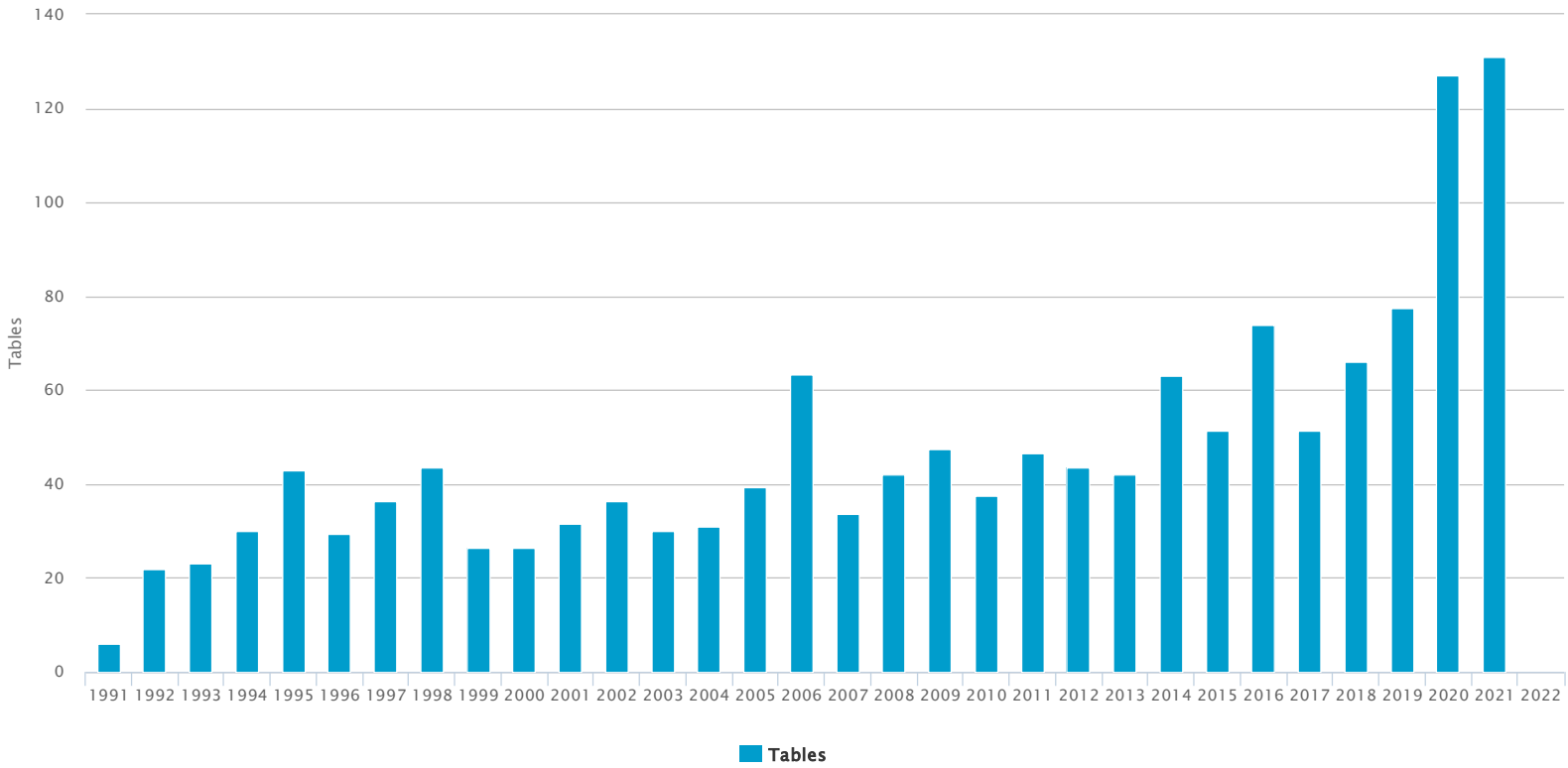
Tables by year for July



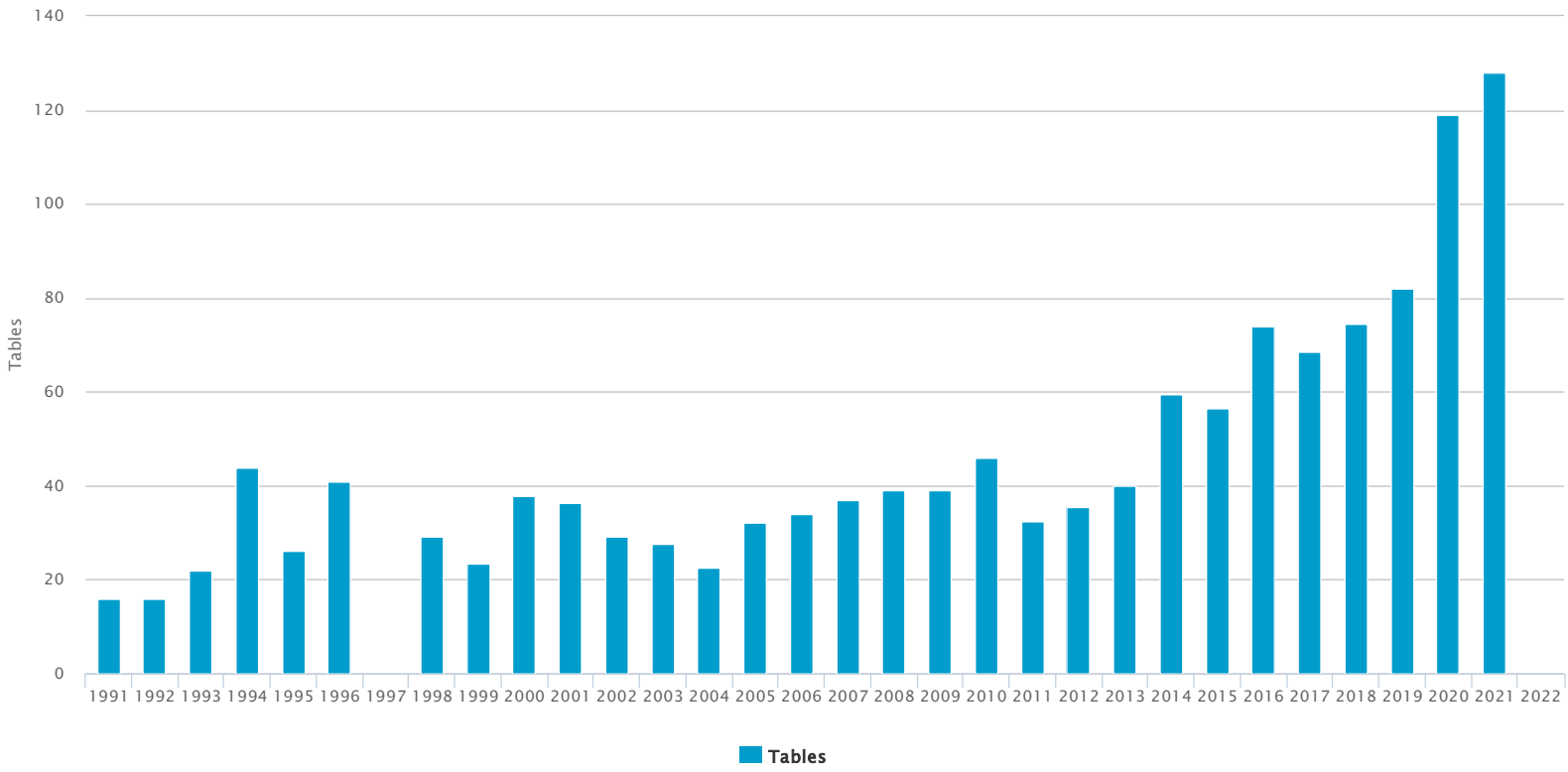
Tables by year for August



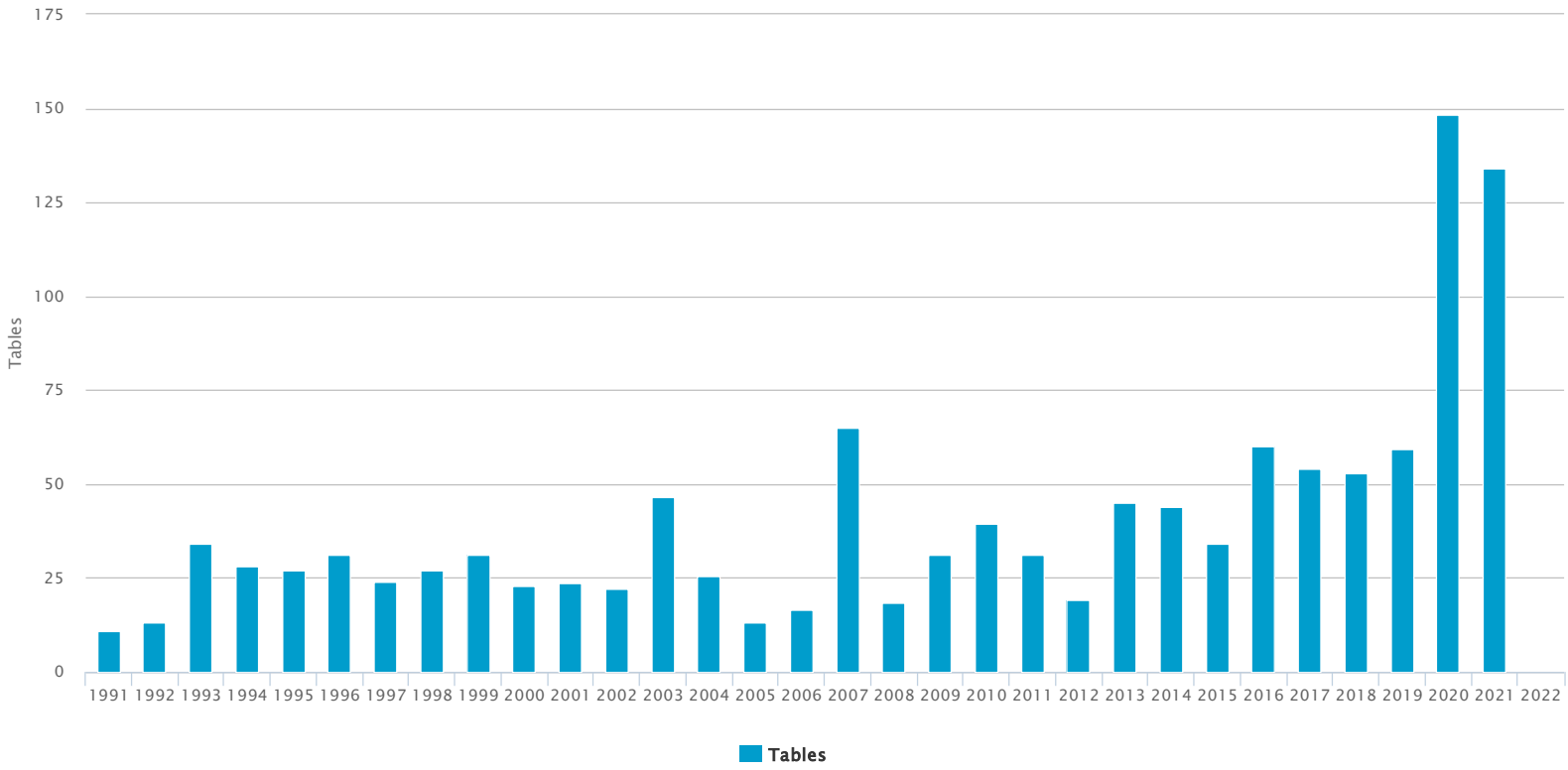
Tables by year for September



Tables by year for October



Tables by year for November



Tables by year for December

