

Durango Bridge Club Board Meeting Minutes Saturday July 23

The meeting was called to order with Don, Wayne, Cara-Lyn, Jennifer, Susan and Mark present, Michelle was unable to attend. Don volunteered to take the minutes.

Minutes from the last meeting were approved and posted on the website.

Don made the following comments:

The online and face to face games continue to work with minor changes. It looks like it will continue for the foreseeable future.

Don thanked each board member for all they do to make our club special!

Don thanked all the game directors, Cara-Lyn, Wayne, Larry, Mark, Karl, and Greg for their efforts and allowing the rest of us to play bridge.

Don welcomed Susan Westerwick to the board and thanked Wayne and Jennifer for serving another term.

Jennifer presented the treasurer's report, and it was accepted.

Wayne presented Longest Day attendance and we ranked 19th in the nation for donations. Wayne reviewed several documents that showed our table counts. The managers' report was accepted.

The costs for the longest day were reviewed and accepted. Thanks to Susan and her team for another great event!

Susan has taken responsibility for our 2023 Sectional and has started getting things set up.

Mark reported there were no Zero Tolerance incidents this quarter.

We had a long discussion about the annual meeting and voted unanimously to cancel this year's meeting as there was nothing to discuss.

We discussed the proposal to make Pagosa part of the Durango Bridge Club. A motion was made and unanimously passed, that Pagosa would be part of the Durango Bridge Club, the DBC would purchase bridgemates for \$1,271.99 and loan them to Susanne Russel from Pagosa to run the games, and Pagosa would send the DBC \$3 per player per game.

The date for the next meeting will be decided later as some members could not make Saturday September 24 at 4 pm.

The meeting was adjourned at 5:15.

Respectfully submitted

Don Squires

Durango Bridge Club

Balance Sheet

As of June 30, 2022

	<u>Jun 30, 22</u>
ASSETS	
Current Assets	
Checking/Savings	
10001 · Comm Banks of CO Check...	21,231.44
10002 · Comm Banks of CO Savings	3,003.56
11000 · Cash on Hand	148.00
Total Checking/Savings	<u>24,383.00</u>
Accounts Receivable	
12100 · Accounts Receivable	759.68
Total Accounts Receivable	<u>759.68</u>
Total Current Assets	25,142.68
Fixed Assets	
15000 · Fixed Assets	
15100 · Baron Barclay Supplies	3,727.00
15200 · Computers & Peripherals	635.00
15300 · Miscellaneous supplies	376.00
15400 · Card Cases	439.34
15900 · Accumulated Depreciation	-3,168.00
Total 15000 · Fixed Assets	<u>2,009.34</u>
Total Fixed Assets	2,009.34
Other Assets	
13000 · Inventory	132.39
18000 · Prepaid Expenses	12.00
Total Other Assets	<u>144.39</u>
TOTAL ASSETS	<u>27,296.41</u>
LIABILITIES & EQUITY	
Liabilities	
Current Liabilities	
Accounts Payable	
20000 · Accounts Payable	671.96
Total Accounts Payable	671.96
Other Current Liabilities	
21000 · Accrued Liability	413.00
Total Other Current Liabilities	413.00
Total Current Liabilities	<u>1,084.96</u>
Total Liabilities	1,084.96
Equity	
30000 · Opening Balance Equity	13,181.97
32000 · Retained Earnings	12,654.22
Net Income	375.26
Total Equity	<u>26,211.45</u>
TOTAL LIABILITIES & EQUITY	<u>27,296.41</u>

Durango Bridge Club
Profit & Loss
 January through June 2022

	Jan - Jun 22
Income	
41000 · Table Fees	
41100 · Gross Table Fees	9,876.00
41200 · Support Your Club Commissi...	4.00
41500 · Free Plays	-1,078.00
Total 41000 · Table Fees	8,802.00
46400 · Other Income	
46420 · Interest Income	4.60
Total 46400 · Other Income	4.60
Total Income	8,806.60
Gross Profit	8,806.60
Expense	
51000 · ACBL Table Fees	2,189.95
51500 · BBO fees	1,569.08
52000 · Other ACBL Fees	234.50
53000 · Senior Center	1,125.00
61000 · Longest Day	1,496.05
62000 · Donations	500.00
71000 · Supplies	106.32
73000 · Depreciation	576.00
74000 · Other Expense	
74001 · Website	72.00
74002 · Administrative Expense	465.44
74003 · Farmington net BBO table fees	97.00
Total 74000 · Other Expense	634.44
Total Expense	8,431.34
Net Income	375.26

MyACBL (/Home)

Join(https://www.acbl.org/membership/)

Renew(https://my.acbl.org/membership/renewal)



(http://www.acbl.org/)

Club Table Counts

Year:
Type:
District:
Unit:

Country:
State/Province:
City:
Find a Club:

Show 50 entriesSearch:

Overall Rank	Club Name	City	State/Prov	District	Unit	Tables
1	Durango Bridge Club	Durango	CO	17	364	847.50
2	Black Canyon Bridge Club	Montrose	CO	17	364	154.50
3	Vail Valley Bridge Club	Edwards	CO	17	364	137.00
4	Grand Slam Of GJ	Grand Junction	CO	17	364	95.00
5	Bookcliffs Bridge Club	Grand Junction	CO	17	364	59.00
6	Aspen Bridge Club	Aspen	CO	17	364	27.50
7	Roaring Fork Club	Basalt	CO	17	364	17.00
8	Crested Butte Bridge Club	Crested Butte	CO	17	364	13.00
9	Telluride Bridge Club	Telluride	CO	17	364	9.50

Showing 1 to 9 of 9 entries

Previous

1

Next

MyACBL (/Home)

Join(https://www.acbl.org/membership/)

Renew(https://my.acbl.org/membership/renewal)



(http://www.acbl.org/)

Club Table Counts

Year:
 Type:
 District:
 Unit:

Country:
 State/Province:
 City:
 Find a Club:

Show 50 entriesSearch:

Overall Rank	Club Name	City	State/Prov	District	Unit	Tables
1	Duke City Bridge Club	Albuquerque	NM	17	374	3060.00
2	Denver Metro Bridge Studio	Denver	CO	17	361	1693.50
3	Bridge on Shea	Scottsdale	AZ	17	354	1477.00
4	Sun Lakes DBC	Chandler	AZ	17	351	1396.50
5	Kiva West DBC	Sun City West	AZ	17	354	1365.00
6	NW Tucson Bridge Club Inc	Oro Valley	AZ	17	356	1336.00
7	Adobe Bridge Club	Tucson	AZ	17	356	1237.50
8	Bridge and Heat	Scottsdale	AZ	17	354	1071.50
9	In Tempo Bridge Club	Scottsdale	AZ	17	354	1054.50
10	Sedona Bridge Center	Sedona	AZ	17	355	885.50
11	Durango Bridge Club	Durango	CO	17	364	847.50
12	Ace Of Clubs Bridge Club	Fort Collins	CO	17	363	819.50

Overall Rank	Club Name	City	State/Prov	District	Unit	Tables
13	Green Valley DBC	Green Valley	AZ	17	356	724.00
14	Tucson Charity Bridge Club Inc	Tucson	AZ	17	356	601.50
15	Greeley Afternoon Club	Greeley	CO	17	363	572.50
16	P C Duplicate	Goodyear	AZ	17	354	535.50
17	Las Vegas Bridge World	Las Vegas	NV	17	373	479.00
18	Sun City Grand Duplicate	Surprise	AZ	17	354	469.00
19	James' Game	Santa Fe	NM	17	383	416.50
20	Arvada Bridge Club	Arvada	CO	17	361	401.50
21	Adult Center Of Prescott DBC	Prescott	AZ	17	355	395.50
22	Sun City DBC	Sun City	AZ	17	354	390.50
23	Four Aces DBC	Colorado Spgs	CO	17	360	389.50
24	The Bridge Club Of Henderson	Henderson	NV	17	373	384.00
25	Ruff'N Sluff Bridge Club	Colorado Spgs	CO	17	360	351.00
26	Corte Bella Country Club	Sun City West	AZ	17	354	343.50
27	Bridge It With Elaine	Steamboat Sprgs	CO	17	422	341.50
28	Taos Duplicate Bridge Club	Ranchos de Taos	NM	17	381	332.00
29	Carolyn's Game	Santa Fe	NM	17	383	315.00
30	Daytime DBC	Fort Collins	CO	17	363	311.00
31	Sun City BC	El Paso	TX	17	159	308.00
32	Peak Bridge Club	Colorado Spgs	CO	17	360	293.00
33	Longmont Boulder DBC	Boulder	CO	17	359	285.50
34	Wednesday Open BC	Las Cruces	NM	17	380	275.50
35	Sandia West Bridge Studio	Albuquerque	NM	17	374	266.00
36	Maggies Bridge Club	Frisco	CO	17	359	262.00
37	Bridgeopolis	Las Vegas	NV	17	373	236.00
38	Leisure World Tuesday	Mesa	AZ	17	351	228.00
39	Unit 354	Phoenix	AZ	17	354	227.00
40	Leisure World Monday	Mesa	AZ	17	351	217.50
41	Desert Castaway DBC	Alamogordo	NM	17	388	214.50

Overall Rank	Club Name	City	State/Prov	District	Unit	Tables
42	Lake Havasu DBC	Lake Havasu City	AZ	17	355	206.50
43	Westbrook Village DBC	Peoria	AZ	17	354	201.50
44	Choice City DBC	Fort Collins	CO	17	363	198.00
45	Wyoming Wild West EB	Cheyenne	WY	17	421	196.50
46	Tech Center Bridge Club	Greenwood Village	CO	17	361	193.50
47	Mesa Spirit RV Resort	Mesa	AZ	17	351	188.00
48	Bridge Mesquite DBC	Mesquite	NV	17	373	181.00
49	Saguaro Duplicate Bridge Club	Green Valley	AZ	17	356	179.00
50	Amigo Homestyle BC	El Paso	TX	17	159	174.00

Showing 1 to 50 of **106 entries**

Previous

1

2

3

Next

[Contact Us](https://www.acbl.org/contact-us)6575 Windchase Blvd
Horn Lake, MS 38637

(TEL:+1-662-253-3100)

Privacy Policy • (https://s3.amazonaws.com/cdn.acbl.org/wp-content/uploads/2014/02/privacy_policy.pdf)Terms of Use (<https://s3.amazonaws.com/cdn.acbl.org/wp-content/uploads/2014/02/termsfuse.pdf>)• Arbitration Agreement (<https://www.acbl.org/administration/#docs>)[\(https://www.baronbarclay.com/\)](https://www.baronbarclay.com/)

[MyACBL \(/Home\)](#)[Join \(https://www.acbl.org/membership/\)](https://www.acbl.org/membership/)[Renew \(https://my.acbl.org/membership/renewal\)](https://my.acbl.org/membership/renewal)[\(http://www.acbl.org/\)](http://www.acbl.org/)

Club Table Counts

Year:
Type:
District:
Unit:

Country:
State/Province:
City:
Find a Club:

Show 50 entriesSearch:

Overall Rank	Club Name	City	State/Prov	District	Unit	Tables
1	Denver Metro Bridge Studio	Denver	CO	17	361	1693.50
2	Durango Bridge Club	Durango	CO	17	364	847.50
3	Ace Of Clubs Bridge Club	Fort Collins	CO	17	363	819.50
4	Greeley Afternoon Club	Greeley	CO	17	363	572.50
5	Arvada Bridge Club	Arvada	CO	17	361	401.50
6	Four Aces DBC	Colorado Spgs	CO	17	360	389.50
7	Ruff'N Sluff Bridge Club	Colorado Spgs	CO	17	360	351.00
8	Bridge It With Elaine	Steamboat Sprgs	CO	17	422	341.50
9	Daytime DBC	Fort Collins	CO	17	363	311.00
10	Peak Bridge Club	Colorado Spgs	CO	17	360	293.00
11	Longmont Boulder DBC	Boulder	CO	17	359	285.50
12	Maggies Bridge Club	Frisco	CO	17	359	262.00
13	Choice City DBC	Fort Collins	CO	17	363	198.00

Overall Rank	Club Name	City	State/Prov	District	Unit	Tables
14	Tech Center Bridge Club	Greenwood Village	CO	17	361	193.50
15	Colorado Springs Strategic Games	Colorado Springs	CO	17	360	165.00
16	Bauer's Bridge	Lone Tree	CO	17	361	156.50
17	Black Canyon Bridge Club	Montrose	CO	17	364	154.50
18	The Madhatter Bridge Club	Fort Collins	CO	17	363	147.00
19	Vail Valley Bridge Club	Edwards	CO	17	364	137.00
20	Anthem Ranch DBC	Broomfield	CO	17	359	111.50
21	Estes Park Bridge Club	Estes Park	CO	17	363	106.50
22	Mountain High Bridge	Colorado Spgs	CO	17	360	95.50
23	Grand Slam Of GJ	Grand Junction	CO	17	364	95.00
24	Bridge on Thursdays	Boulder	CO	17	359	91.50
25	Boulder Bridge Club	Boulder	CO	17	359	78.50
26	The Wednesday Bridge Club	Boulder	CO	17	359	76.50
27	Heather Gardens BC	Aurora	CO	17	361	68.50
28	Denver Country Club	Denver	CO	17	361	62.00
29	Rocky Ford Bridge Club	Rocky Ford	CO	17	360	59.50
30	Bookcliffs Bridge Club	Grand Junction	CO	17	364	59.00
31	Buena Vista Duplicate	Buena Vista	CO	17	360	57.50
32	Unit 363	Fort Collins	CO	17	363	47.00
33	Pueblo Bridge at the Elks	Pueblo	CO	17	360	44.50
34	Unit 359	Boulder	CO	17	359	33.50
35	Aspen Bridge Club	Aspen	CO	17	364	27.50
36	Friday Afternoon Club	Boulder	CO	17	359	25.00
37	The Jolly Girls	Colorado Springs	CO	17	360	18.00
38	Roaring Fork Club	Basalt	CO	17	364	17.00
39	Crested Butte Bridge Club	Crested Butte	CO	17	364	13.00
40	Telluride Bridge Club	Telluride	CO	17	364	9.50

Showing 1 to 40 of 40 entries

Previous

1

Next

[MyACBL \(/Home\)](#)[Join\(https://www.acbl.org/membership/\)](https://www.acbl.org/membership/)[Renew\(https://my.acbl.org/membership/renewal\)](https://my.acbl.org/membership/renewal)[\(http://www.acbl.org/\)](http://www.acbl.org/)

Club Table Counts

Year:
Type:
District:
Unit:

Country:
State/Province:
City:
Find a Club:

Show 100 entriesSearch:

Overall

Rank	Club Name	City	State/Prov	District	Unit	Tables
99	Emerald Bridge Club	Springfield	OR	20	479	1191.50
100	Evansville DBC	Evansville	IN	11	193	1185.50
101	Ami Bridge	Newtown	PA	4	141	1182.00
102	Barrie Bridge Club	Barrie	ON	2	246	1179.50
103	Bridge Center Of Austin	Austin	TX	16	207	1176.50
104	Seattle Bridge Center	Seattle	WA	19	446	1166.00
105	Cowichan Valley DBC	Duncan	BC	19	429	1164.00
106	Overruff Bridge Club	Williamsburg	VA	6	110	1158.50
107	Vancouver Wash BC	Vancouver	WA	20	452	1152.50
108	Daytona Metropolitan BC	Daytona Beach	FL	9	128	1132.00
109	Jacksonville Sch of Bridge	Jacksonville	FL	9	128	1128.00

Overall Rank	Club Name	City	State/Prov	District	Unit	Tables
110	Harrisburg Bridge Club	Camp Hill	PA	4	168	1127.50
111	St Petersburg Bridge Club	Pinellas Park	FL	9	128	1122.50
112	Sudbury Bridge Club	Sudbury	ON	2	238	1101.00
113	Pensacola DBC	Pensacola	FL	9	219	1088.00
114	Northern Va Unit 218	Alexandria	VA	6	218	1085.00
114	RBA Friendly Bridge Club	Richmond	VA	6	109	1085.00
115	Bridge Cooperative of Boise	BOISE	ID	20	394	1084.00
116	Bridge and Heat	Scottsdale	AZ	17	354	1071.50
117	In Tempo Bridge Club	Scottsdale	AZ	17	354	1054.50
118	Vancouver Bridge Centre	Vancouver	BC	19	430	1051.00
118	SW Missouri Unit 101	Springfield	MO	15	101	1051.00
119	Bridge Manitoba	Winnipeg	MB	2	181	1045.50
120	Bridge Center	Arcadia	CA	23	559	1044.50
121	Vanderbilt BC Of Nashville	Nashville	TN	10	179	1035.00
122	Goderich Bridge Club	Goderich	ON	2	249	1033.00
123	Lee County Bridge Assoc	Fort Myers	FL	9	128	1031.00
124	East Bay Community Bridge	Oakland	CA	21	502	1024.50
125	The 750 Club	Woodland Hills	CA	23	561	1013.50
126	Yorktown Bridge Club	Jenkintown	PA	4	141	994.00
127	Route 66 Bridge Club	Tulsa	OK	15	158	989.50
128	Bridge Gallery	Petaluma	CA	21	509	983.50
129	Club De Bridge St Eustache	St Eustache	QC	1	151	983.00
130	Fairfield Country Bridge	Norwalk	CT	25	126	975.00
131	Another Mann DBC	Calgary	AB	18	390	965.50
132	Ruff'N Sluff Bridge Club	Atlanta	GA	7	253	965.00
133	Hendersonville Bridge Center	Hendersonville	NC	7	171	962.00
134	Rochester DBC	Rochester	MN	14	103	960.00
135	Regina DBC	Regina	SK	18	573	956.00

Overall Rank	Club Name	City	State/Prov	District	Unit	Tables
136	Rust Belt Bridge	Mentor	OH	5	125	954.00
137	Palm Coast DBC	Palm Coast	FL	9	128	939.50
138	Duplicate Bridge Club Okatie Creek	Okatie	SC	7	252	934.50
139	North Jersey Bridge Center	Ridgewood	NJ	3	106	931.50
140	De Land Bridge Club Inc	Deland	FL	9	128	924.00
141	Bridge Club of Lexington	Lexington	KY	11	164	915.50
142	Bidwell-Bridgejoy DBC	Calgary	AB	18	390	915.00
143	Rochester DBC	Rochester	NY	4	112	913.50
144	Baton Rouge DBC	Baton Rouge	LA	10	182	910.50
145	Buffalo Bridge Center	Amherst	NY	5	116	908.00
146	Bridge Nutz	Calgary	AB	18	390	903.00
147	Fiddlehead Bridge Club	Fredericton	NB	1	230	900.50
148	Bridge Studio Halifax	Halifax	NS	1	194	897.00
149	Sacramento Bridge Center	Sacramento	CA	21	505	887.50
149	Cosmopolitan Bridge Club	New York	NY	24	155	887.50
150	Peterborough Bridge Club Inc	Peterborough	ON	2	246	887.00
151	Sedona Bridge Center	Sedona	AZ	17	355	885.50
152	Burlington Bridge Club	Williston	VT	25	175	885.00
153	HO-ST Bridge Club	Easley	SC	7	160	877.50
154	Durham Duplicate Bridge Club	Oshawa	ON	2	246	867.00
155	North Penn DBC	North Wales	PA	4	141	866.00
156	Colonial Bridge Club	Williamsburg	VA	6	110	857.50
157	Montgomery Bridge Club	Montgomery	AL	10	157	856.50
158	Honesdale-Hawley DBC	Honesdale	PA	4	120	855.50
159	Bridge Club Of Madison	Madison	WI	13	149	854.50
160	Bridge Club Of North County	Escondido	CA	22	549	849.50
161	Bridge Center Of Bradenton	Bradenton	FL	9	128	847.50
161	Durango Bridge Club	Durango	CO	17	364	847.50

Overall Rank	Club Name	City	State/Prov	District	Unit	Tables
162	Penticton DBC	Penticton	BC	19	571	845.50
163	4 Aces Bridge Club LLC	Glendale	WI	13	222	843.00
163	Fri-Aft DBC Wilm-NC	Wilmington	NC	7	118	843.00
164	Victoria Bridge Centre	Victoria	BC	19	431	842.50
165	Sebring Bridge Club	Sebring	FL	9	128	840.50
166	The Bridge Studio Of SMA	San Miguel De Allende	GT	16	254	831.50
167	Bonita Bridge	Bonita Springs	FL	9	128	831.00
168	Chattanooga Bridge Club	Chattanooga	TN	7	206	826.50
169	Audrey's Better Bridge	Toronto	ON	2	166	822.00
170	Ace Of Clubs Bridge Club	Fort Collins	CO	17	363	819.50
171	Bridge Studio of Delaware	Wilmington	DE	4	190	817.00
172	Dirigo BC	Brewer	ME	25	189	815.50
173	Honolulu Unit	Honolulu	HI	20	470	815.00
174	Sandhills Bridge Center LLC	Pinehurst	NC	7	119	814.00
174	MCA Bridge	Sarasota	FL	9	102	814.00
175	Savannah DBC Inc	Savannah	GA	7	202	812.50
176	Codiac Bridge Club	Riverview	NB	1	230	812.00
177	Hamilton Bridge Centre	Hamilton	ON	2	166	809.00
178	Boca Grande DBC	Boca Grande	FL	9	128	806.50
179	Branford Bridge Club	Branford	CT	25	126	804.00
180	Golden Isles DBC	Saint Simons	GA	7	202	803.00
181	Chicago Duplicate Bridge	Chicago	IL	13	123	801.00
182	Tampa Bay Bridge Center	Tampa	FL	9	128	797.00
183	Columbia NE Bridge Club	Columbia	SC	7	160	796.50
184	EndsInY	Calgary	AB	18	390	795.50
185	Agile Bridge Club	Redondo Beach	CA	23	568	790.50
186	MVBA Bridge Center	Dayton	OH	11	136	787.00
187	Duplicate at John's Island Cl	Vero Beach	FL	9	240	784.00

Overall Rank	Club Name	Contact Us  (HTTPS://WWW.ACBL.ORG)	City	State/Prov	District	Unit	Tables
188	PBC Bridge Club	 (HTTPS://WWW.ACBL.ORG)	Hampton 575 Windchase Blvd Kenswick	VA	6	110	782.00
189	Jefferson Bridge Association	 (HTTPS://WWW.ACBL.ORG)	Hampton 575 Windchase Blvd Kenswick	VA	6	139	777.50
190	Oakville Bridge Club	 (TEL:+1-662-253-3100)	Oakville 662-253-3100	ON	2	166	773.00
191	Jackson Hole Duplicate Club	 (TEL:+1-662-253-3100)	Jackson	WY	18	396	764.50
192	Temple Sinai DBC		Delray Beach	FL	9	128	760.00

Showing 101 to 200 of 1,835 entries

Previous 1 **2** 3 4 5 ... 19 Next

Privacy Policy · (https://s3.amazonaws.com/cdn.acbl.org/wp-content/uploads/2014/02/privacy_policy.pdf)

Terms of Use (<https://s3.amazonaws.com/cdn.acbl.org/wp-content/uploads/2014/02/termsfuse.pdf>)

• Arbitration Agreement (<https://www.acbl.org/administration/#docs>)

(<https://www.baronbarclay.com/>)

DATE	GAME_DESCRIPTION	GAME_TYPE	RATING	SESSION	TABLES
6/20/2022	Mon Eve ALZ Charity	PAIRS	Club Alzheimer's Game	Mon Eve	4.5
6/20/2022	Handicapped Pairs Monday	PAIRS	Club Alzheimer's Game	Mon Aft	11
6/20/2022	Monday TLD AM	PAIRS	Club Alzheimer's Game	Mon Mor	7
6/19/2022	#6488 Durango Sun 2:15pm Open Pairs	PAIRS	Club Alzheimer's Game	Sun Aft	5
6/18/2022	#891 Pairs The Longest Day- session 3- Durango	PAIRS	Club Alzheimer's Game	Sat Eve	5
6/18/2022	#892 Pairs The Longest Day- session 2- Durango	PAIRS	Club Alzheimer's Game	Sat Aft	10
6/18/2022	#893 Pairs The Longest Day- session 1- Durango bri	PAIRS	Club Alzheimer's Game	Sat Mor	8
				total tables	50.5
				total players	202

Date	BBO ONLINE GAMES		Session	Tables	sun	mon	tue	wed	thur	fri	sat			
4/3/2022	#22452	Durango Sun 2:15PM	Open Pairs	Sun Aft	5	5								
6/29/2022	#28093	Durango Wed 1:30pm	Open Pairs	Wed Aft	4			4						
					tables	256.5	256.5	62.0	41.5	61.0	46.0	19.0	4.0	23.0
					games held	57.0		13	10	13	11	6	1	3
					avg tables	4.5		4.8	4.2	4.7	4.2	3.2	4.0	7.7

Date	F2F GAMES		Session	Tables	sun	mon	tue	wed	thur	fri	sat	
4/4/2022	Handicapped Pairs	Monday	Mon Aft	3.5			3.5					
6/28/2022	Open Pairs	Tuesday	Tue Eve	4.5			4.5					
					tables	162.0	162.0		64.5	56.5		41.0
					games held	38.0			14	13		11
					avg tables	4.3			4.6	4.3		3.7

[BRIDGEExpress](#)

Event Name: 2022 The Longest Day
Members Recruited: 2

Amount Raised: **\$138,933.00**

[Bridge Club of Atlanta](#)

Event Name: 2022 The Longest Day
Members Recruited: 2

Amount Raised: **\$138,616.76**

[St. Louis Bridge Center - 2021](#)

Event Name: 2022 The Longest Day
Members Recruited: 1

Amount Raised: **\$62,945.00**

[Indianapolis Bridge Center](#)

Event Name: 2022 The Longest Day
Members Recruited: 1

Amount Raised: **\$34,696.00**

[Charlotte Bridge Association1](#)

Event Name: 2022 The Longest Day
Members Recruited: 5

Amount Raised: **\$26,499.00**

[Unit 498 & The Peninsula Team](#)

Event Name: 2022 The Longest Day
Members Recruited: 8

Amount Raised: **\$24,128.00**

[Granbury Bridge Club](#)

Event Name: 2022 The Longest Day
Members Recruited: 1

Amount Raised: **\$21,475.00**

[Santa Barbara Bridge Center Rufnsluffers 2022](#)

Event Name: 2022 The Longest Day
Members Recruited: 2

Amount Raised: **\$18,933.00**

[Bridge Heroes 2022](#)

Event Name: 2022 The Longest Day
Members Recruited: 4

Amount Raised: **\$16,079.00**

[Duke City Bridge Club](#)

Event Name: 2022 The Longest Day
Members Recruited: 2

Amount Raised: **\$15,765.00**

[Fred's Bridge Club](#)

Event Name: 2022 The Longest Day
Members Recruited: 3

Amount Raised: **\$14,902.00**

[Fort Wayne Duplicate Bridge Club](#)

Event Name: 2022 The Longest Day
Members Recruited: 1

Amount Raised: **\$14,747.00**

[Santa Barbara Bridge](#)

Event Name: 2022 The Longest Day
Members Recruited: 1

Amount Raised: **\$14,280.00**

[ACBL Unit 206](#)

Event Name: 2022 The Longest Day
Members Recruited: 2

Amount Raised: **\$13,119.00**

[Newtown Bridge Club](#)

Event Name: 2022 The Longest Day
Members Recruited: 1

Amount Raised: **\$11,436.58**

[Jefferson Bridge](#)

Event Name: 2022 The Longest Day
Members Recruited: 1

Amount Raised: **\$11,419.00**

[San Diego Unit 539](#)

Event Name: 2022 The Longest Day
Members Recruited: 1

Amount Raised: **\$11,115.00**

[Okatie Bridge Club](#)

Event Name: 2022 The Longest Day
Members Recruited: 1

Amount Raised: **\$10,962.41**

[Durango Bridge Club](#)

Event Name: 2022 The Longest Day

Members Recruited: 1

Amount Raised: **\$10,685.00**

[Unit 169 Championship 2019](#)

Event Name: 2022 The Longest Day

Members Recruited: 1

Amount Raised: **\$10,121.00**

Viewing **1-20** of 168

[Previous](#) | [Next](#)



#TheLongestDay #ENDALZ

- [About The Longest Day](#)
- [Activities You Can Do](#)
- [Fundraising](#)
- [Global Teams](#)

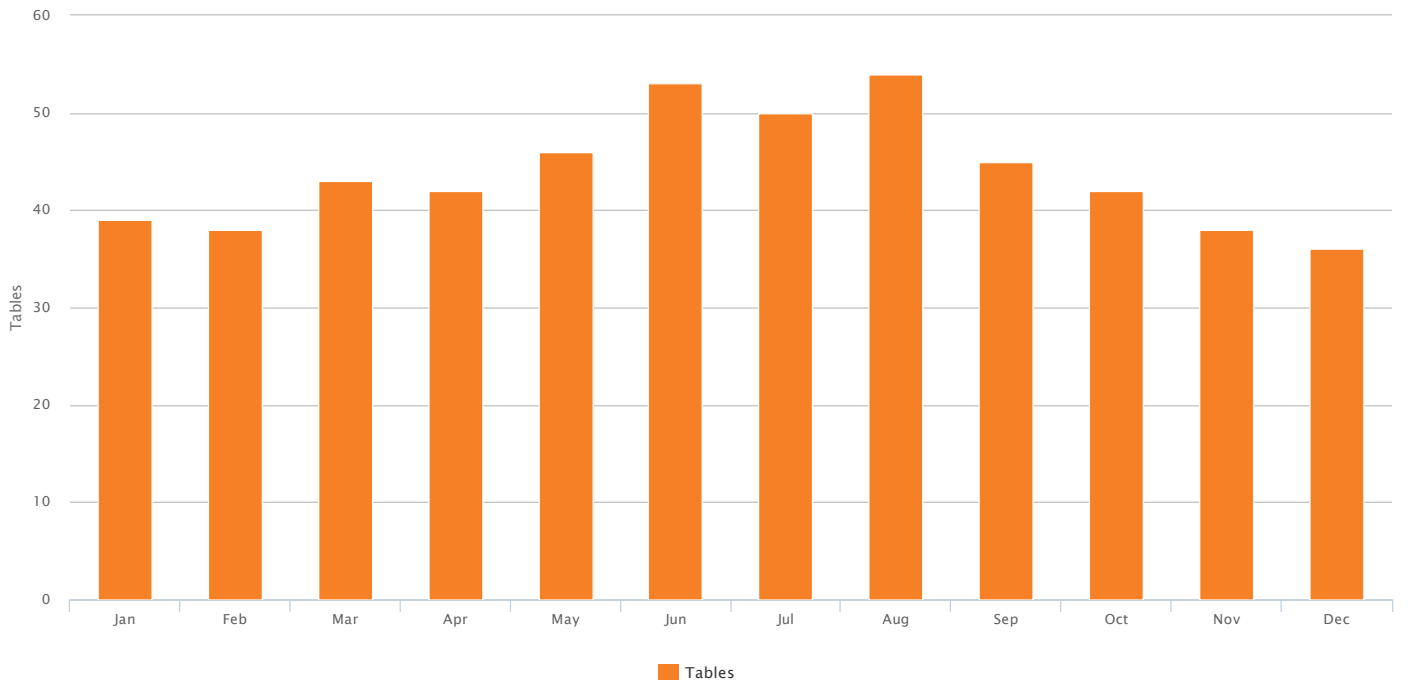
- [About Alzheimer's](#)
- [alz.org](#)
- [Blog](#)

Club Tables By Month

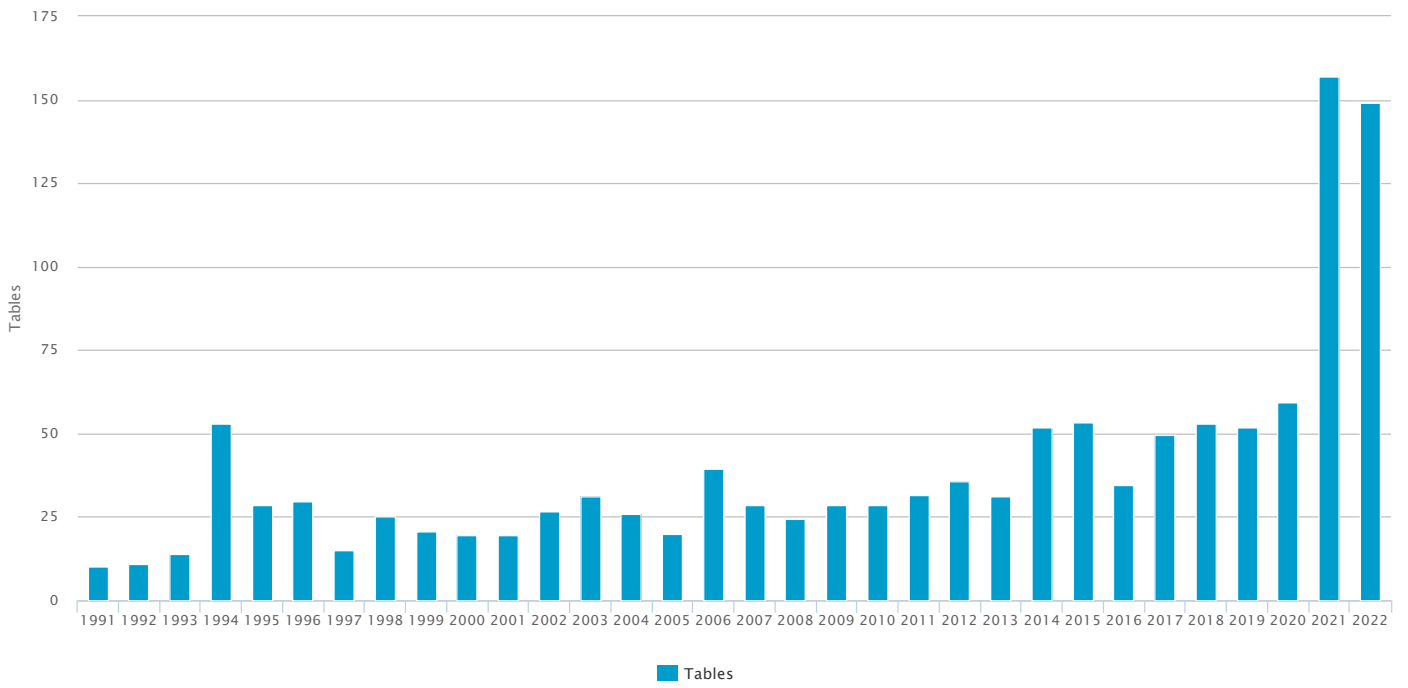
Year:

Year	Totals	Jan	Feb	Mar	Apr	May	Jun	Jul	Aug	Sep	Oct	Nov	Dec
2022	847.5	149.0	144.0	153.0	131.5	126.0	144.0	0	0	0	0	0	0
2021	1662.5	157.0	144.0	158.0	115.0	132.5	164.5	159.5	157.0	131.0	128.0	134.0	82.0
2020	1222.5	59.5	53.0	41.0	38.0	109.0	124.0	124.0	123.5	127.0	119.0	148.5	156.0
2019	942.5	52.0	42.0	66.0	85.5	80.5	114.0	112.0	104.0	77.5	82.0	59.5	67.5
2018	818.0	53.0	57.0	59.0	65.5	66.5	85.0	92.5	102.5	66.0	74.5	53.0	43.5
2017	792.0	49.5	56.5	73.5	61.0	68.0	91.0	74.5	86.0	51.5	68.5	54.0	58.0
2016	820.5	34.5	48.0	69.5	56.5	73.5	87.5	80.5	99.5	74.0	74.0	60.0	63.0
2015	630.8	53.5	54.0	66.0	56.3	58.5	57.5	56.0	61.0	51.5	56.5	34.0	26.0
2014	617.5	52.0	29.0	40.5	48.5	54.5	64.0	56.0	61.5	63.0	59.5	44.0	45.0
2013	510.5	31.0	37.5	43.5	43.0	43.5	48.0	49.5	59.0	42.0	40.0	45.0	28.5
2012	429.0	35.5	28.5	27.0	30.0	35.5	37.5	47.5	61.0	43.5	35.5	19.0	28.5
2011	497.0	31.5	37.0	37.0	44.5	44.0	47.5	55.5	47.5	46.5	32.5	31.0	42.5
2010	426.5	28.5	34.5	33.0	30.5	33.5	33.5	47.0	49.0	37.5	46.0	39.5	14.0
2009	361.0	28.5	0	20.5	29.0	39.5	31.5	35.0	38.0	47.5	39.0	31.0	21.5
2008	414.0	24.5	32.5	35.5	40.0	38.5	35.5	40.5	45.5	42.0	39.0	18.5	22.0
2007	461.5	28.5	33.0	39.0	32.0	34.0	38.0	48.0	50.5	33.5	37.0	65.0	23.0
2006	448.5	39.5	29.5	35.0	29.0	39.0	46.0	45.0	50.5	63.5	34.0	16.5	21.0
2005	384.5	20.0	23.0	33.0	24.0	39.0	36.5	52.0	45.0	39.5	32.0	13.0	27.5
2004	364.0	26.0	33.0	31.0	30.0	28.5	33.5	37.5	42.5	31.0	22.5	25.5	23.0
2003	357.5	31.0	24.5	21.0	32.0	25.5	27.5	33.0	32.5	30.0	27.5	46.5	26.5
2002	339.5	26.5	27.0	26.0	23.0	24.5	30.0	30.5	42.5	36.5	29.0	22.0	22.0
2001	404.5	19.5	31.0	24.5	51.0	36.5	34.5	49.5	36.0	31.5	36.5	23.5	30.5
2000	373.0	19.5	42.0	23.0	31.5	41.5	36.0	23.0	42.0	26.5	38.0	23.0	27.0
1999	324.0	20.5	24.5	25.5	20.5	20.5	34.0	27.5	42.5	26.5	23.5	31.0	27.5
1998	381.5	25.0	22.0	27.0	30.0	23.0	40.5	40.5	41.5	43.5	29.0	27.0	32.5
1997	315.0	15.0	28.0	27.0	43.0	28.0	23.5	27.0	38.5	36.5	0	24.0	24.5
1996	435.0	29.5	33.0	34.0	42.5	25.5	23.0	41.0	48.0	29.5	41.0	31.0	57.0
1995	352.5	28.5	24.0	24.5	26.5	27.5	32.0	21.5	34.5	43.0	26.0	27.0	37.5
1994	375.0	53.0	0	36.0	27.0	31.5	31.5	30.0	35.0	30.0	44.0	28.0	29.0
1993	325.0	14.0	22.0	39.0	26.0	26.0	33.0	27.0	40.0	23.0	22.0	34.0	19.0
1992	198.0	11.0	10.0	20.0	13.0	9.0	26.0	20.0	20.0	22.0	16.0	13.0	18.0
1991	150.0	10.0	18.0	3.0	16.0	13.0	16.0	19.0	13.0	6.0	16.0	11.0	9.0

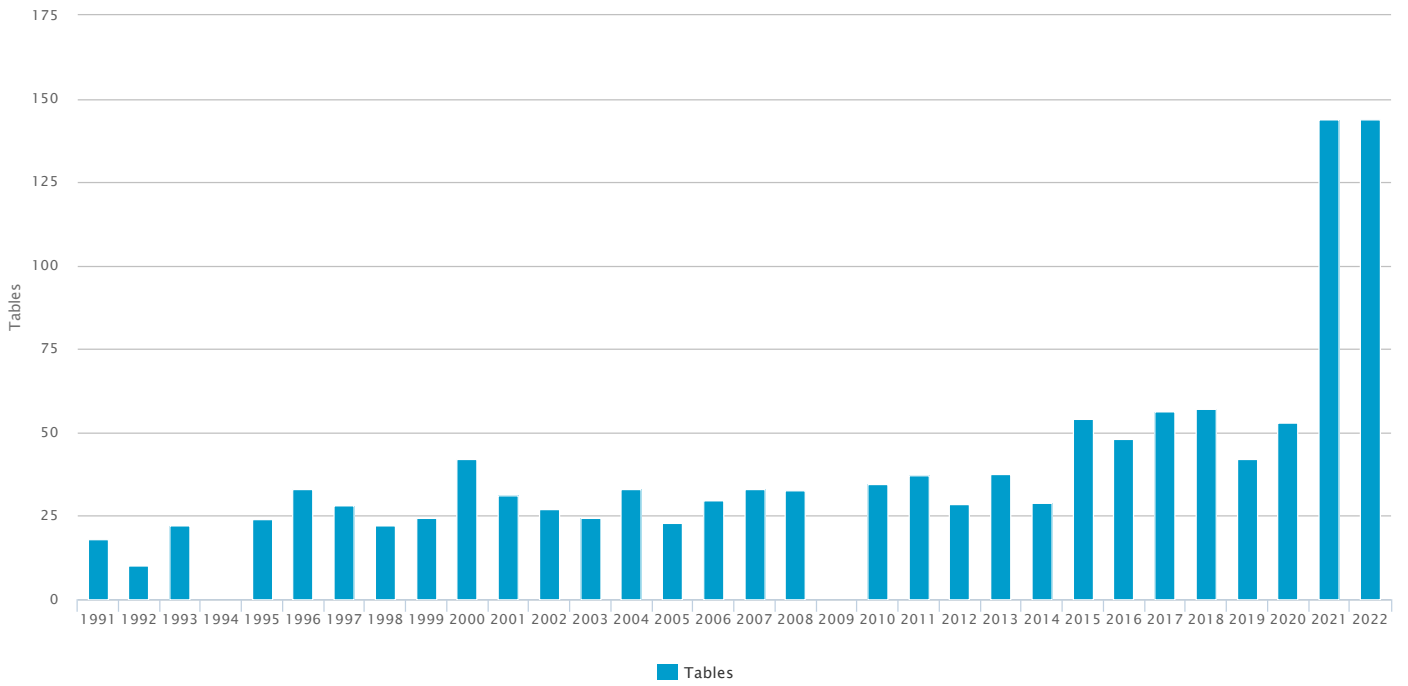
Average Tables by Month



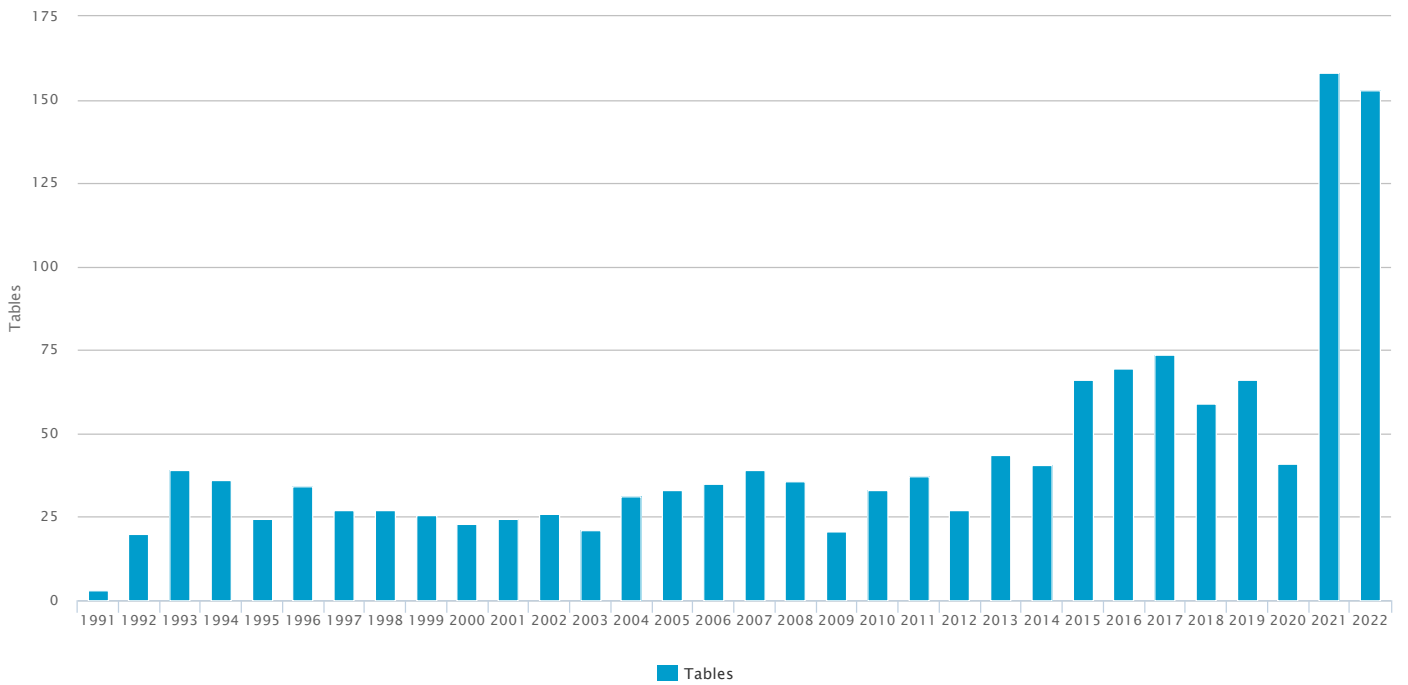
Tables by year for January



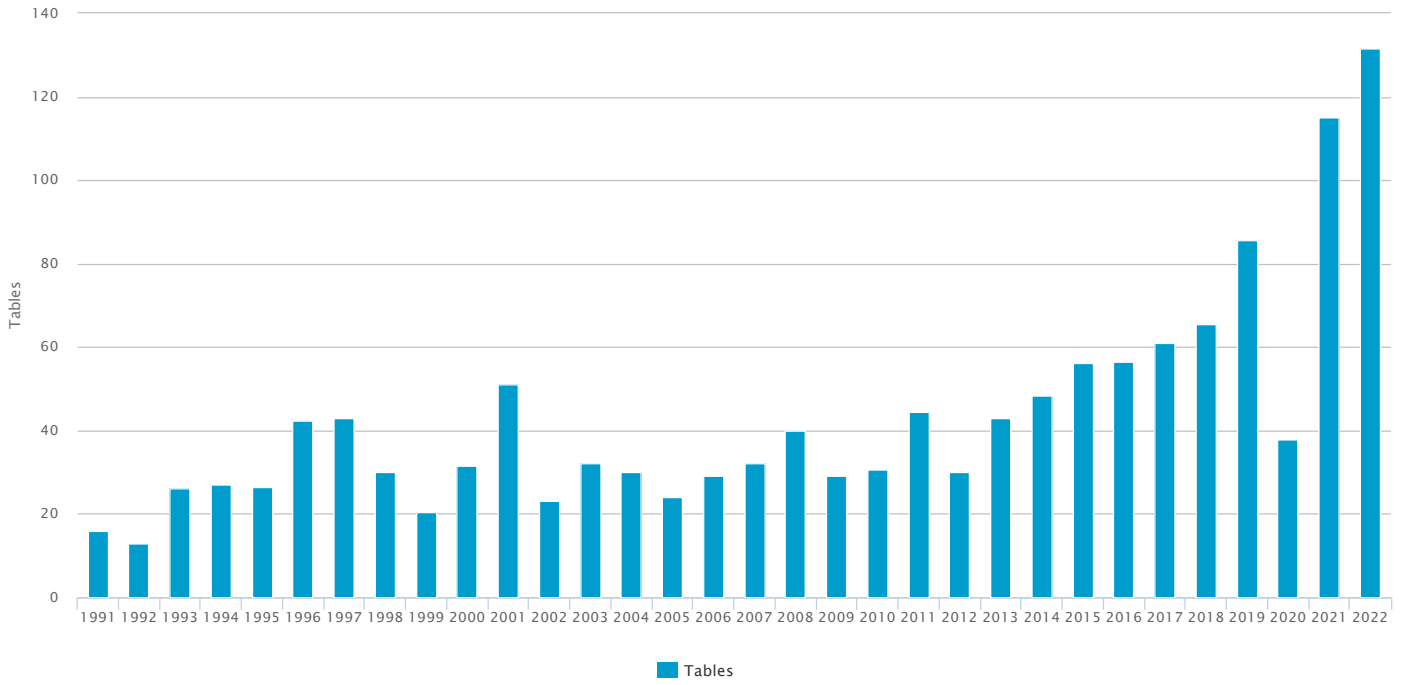
Tables by year for February



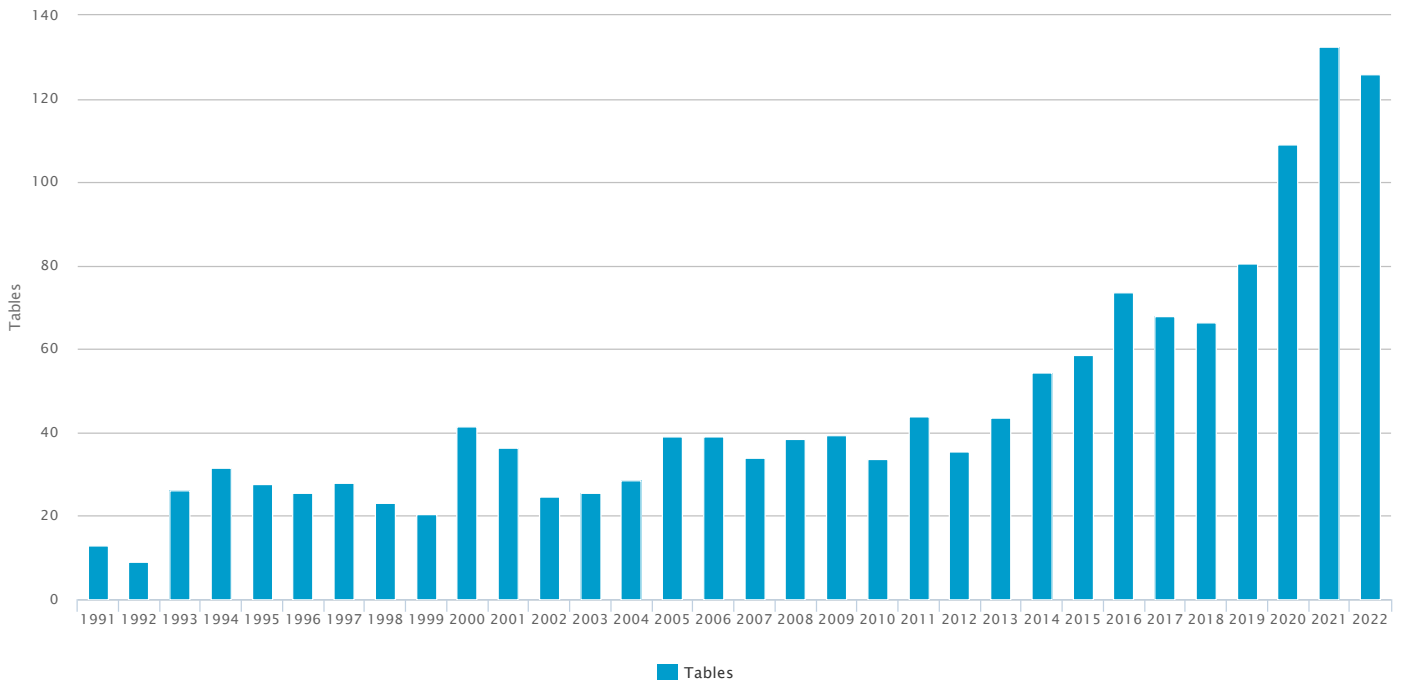
Tables by year for March



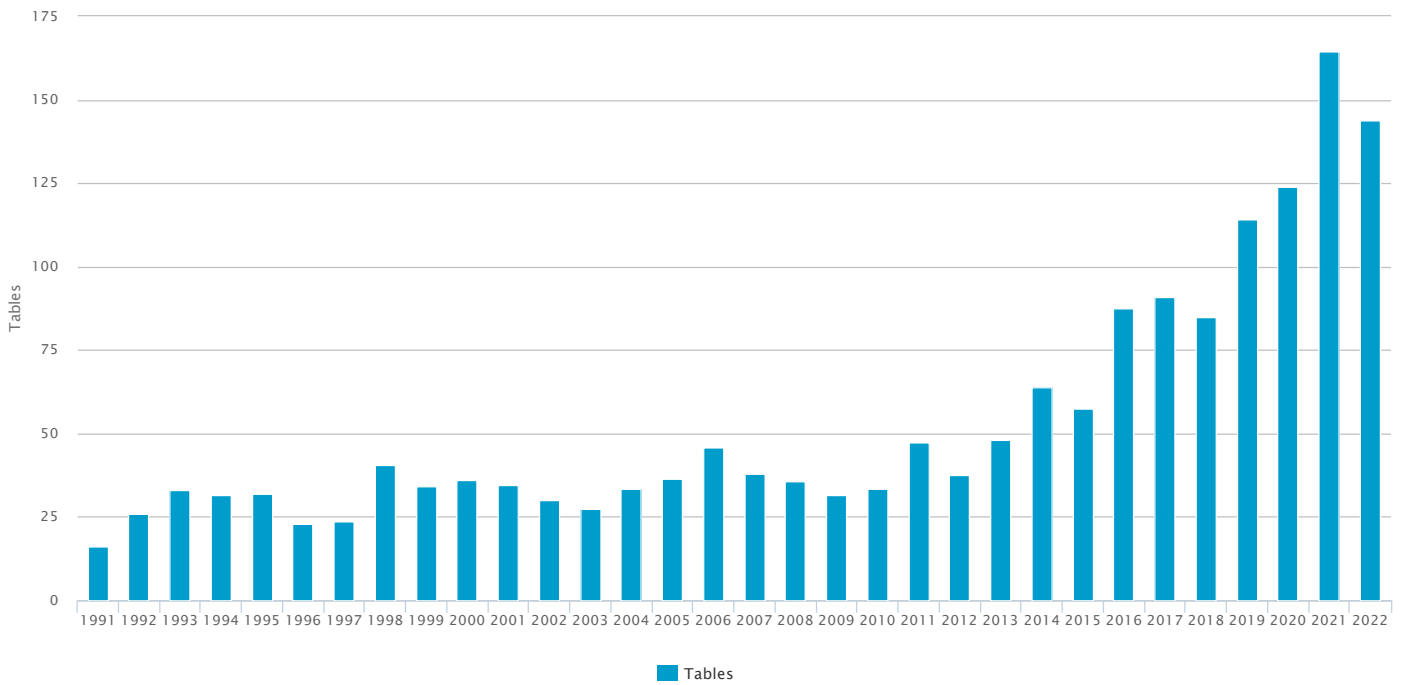
Tables by year for April



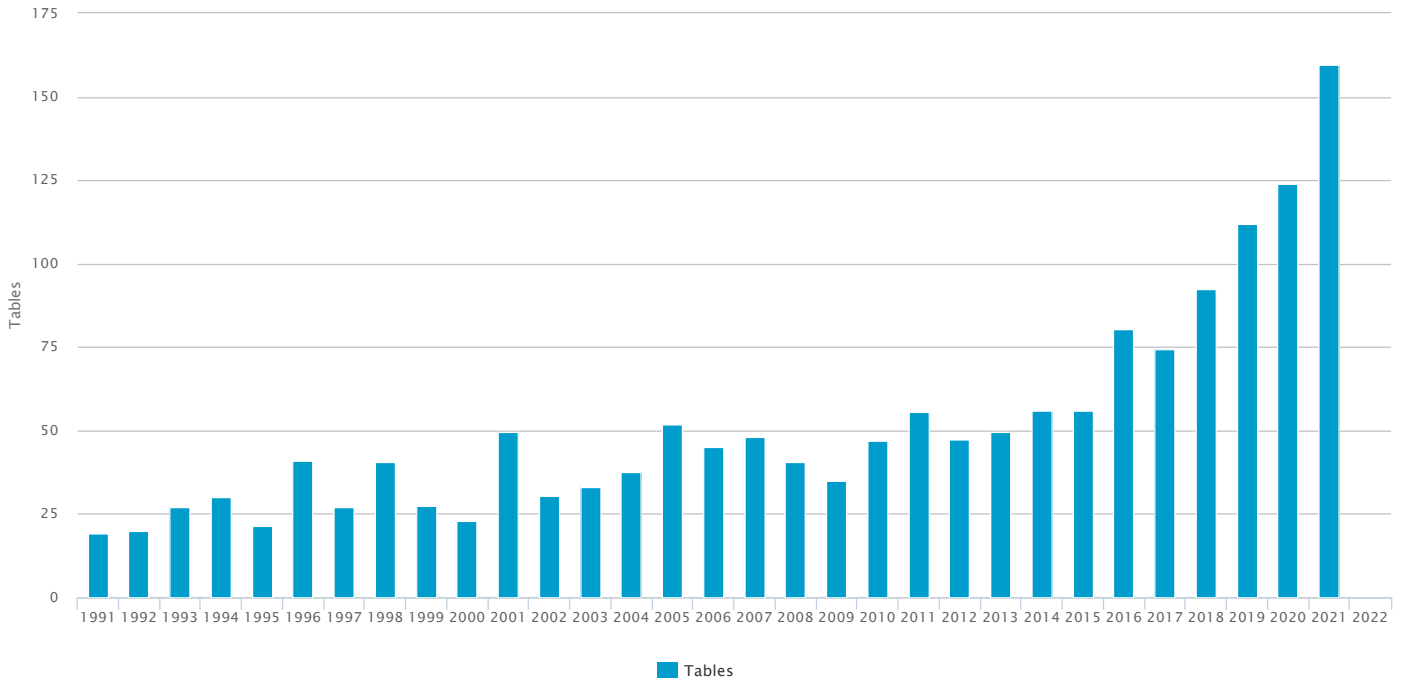
Tables by year for May



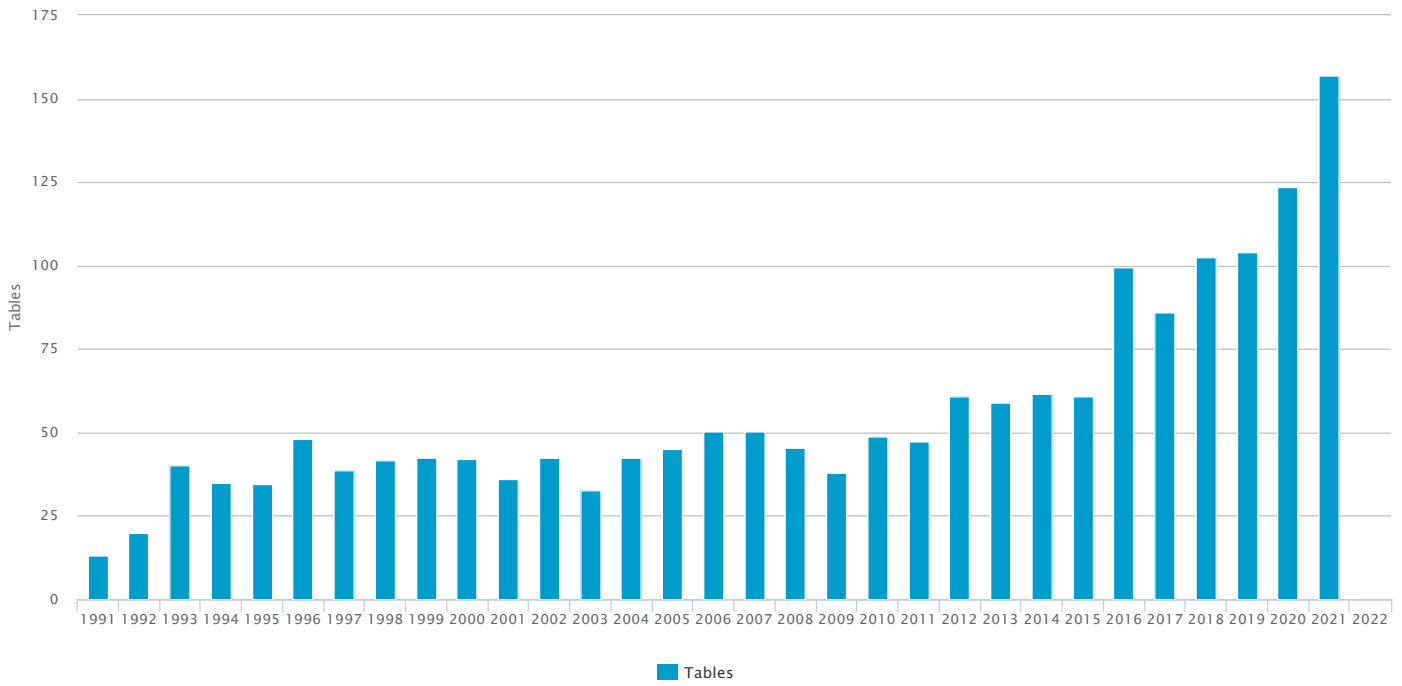
Tables by year for June



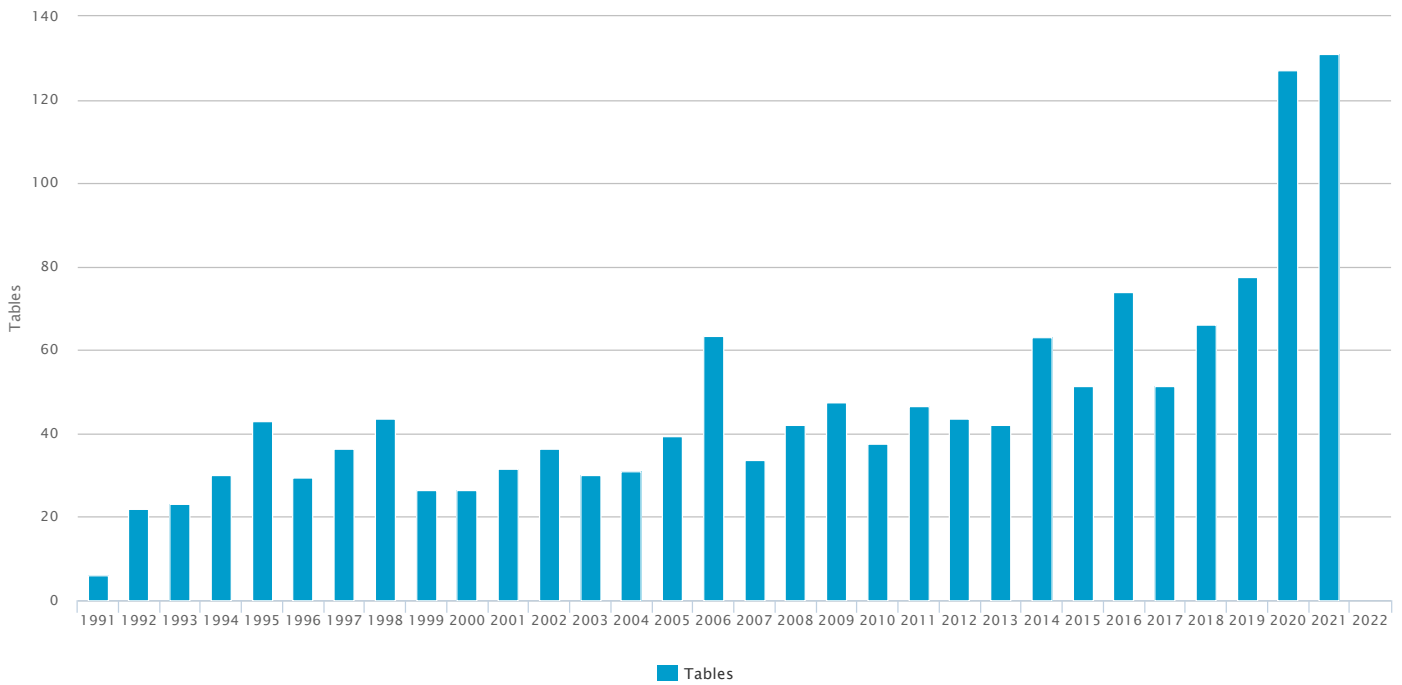
Tables by year for July



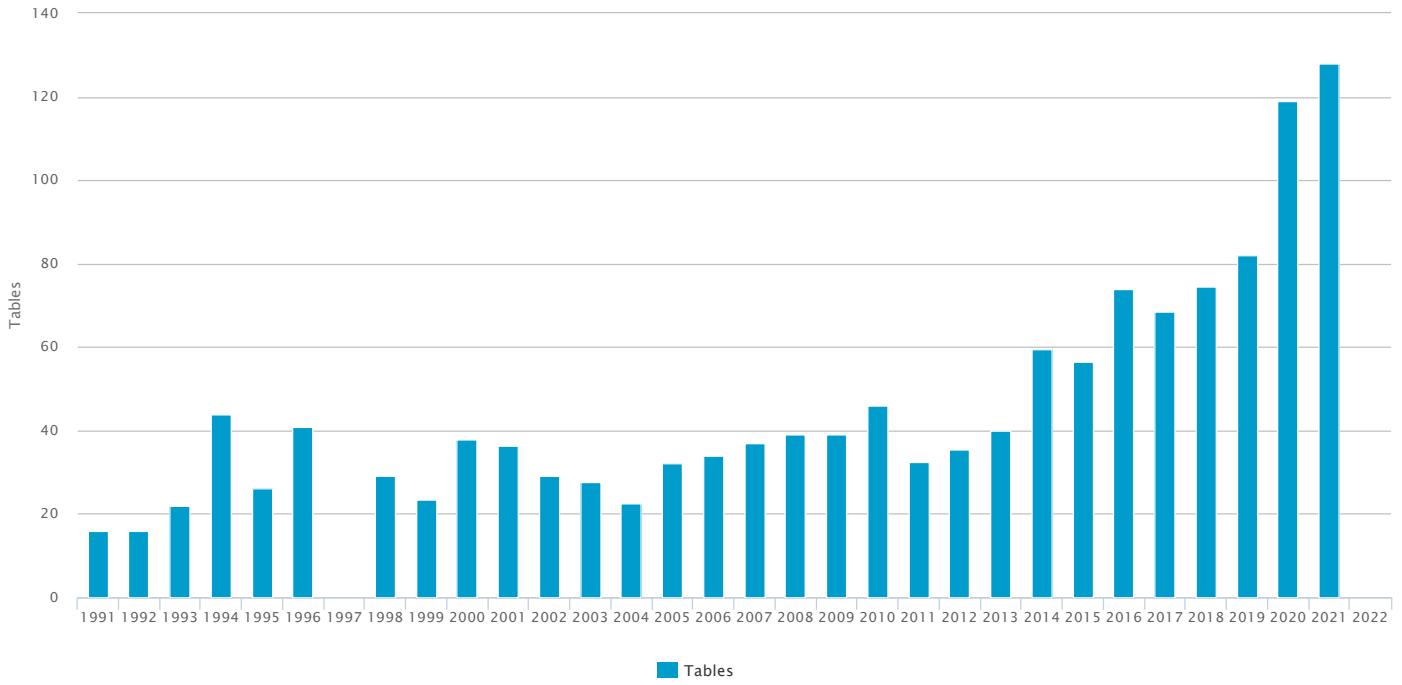
Tables by year for August



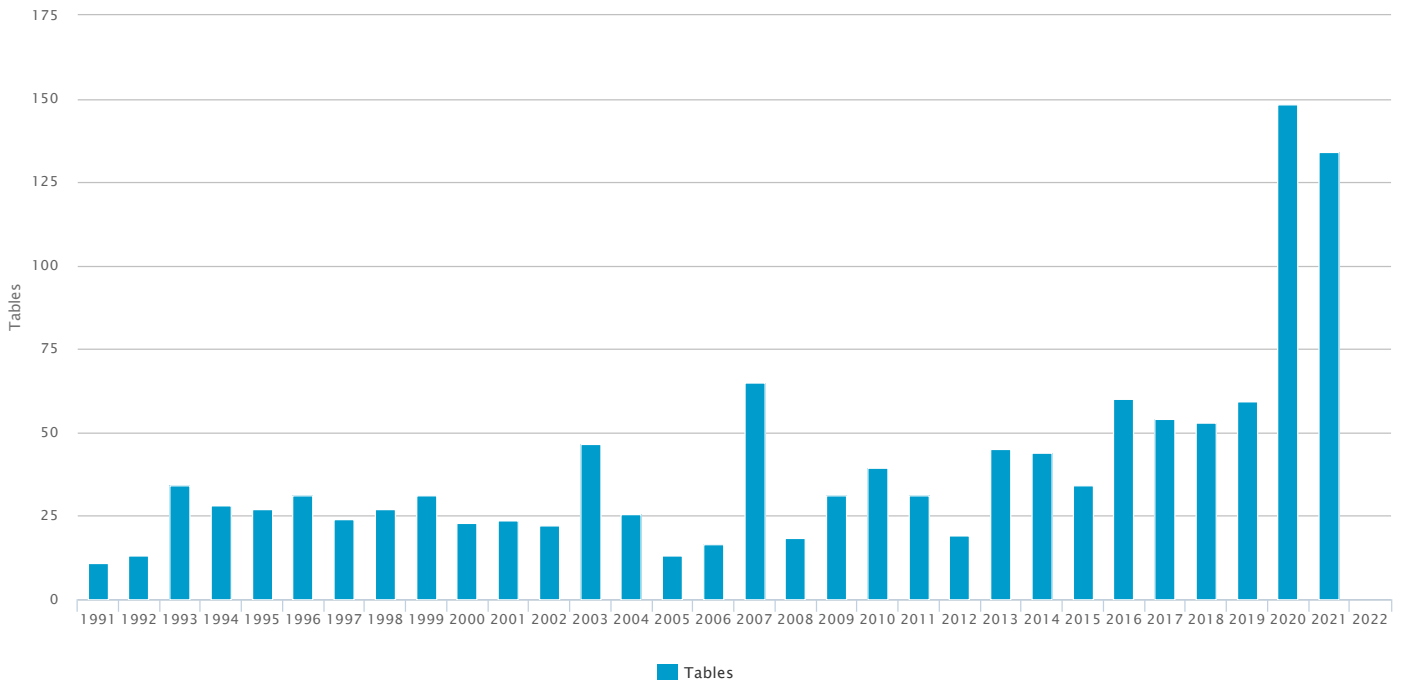
Tables by year for September



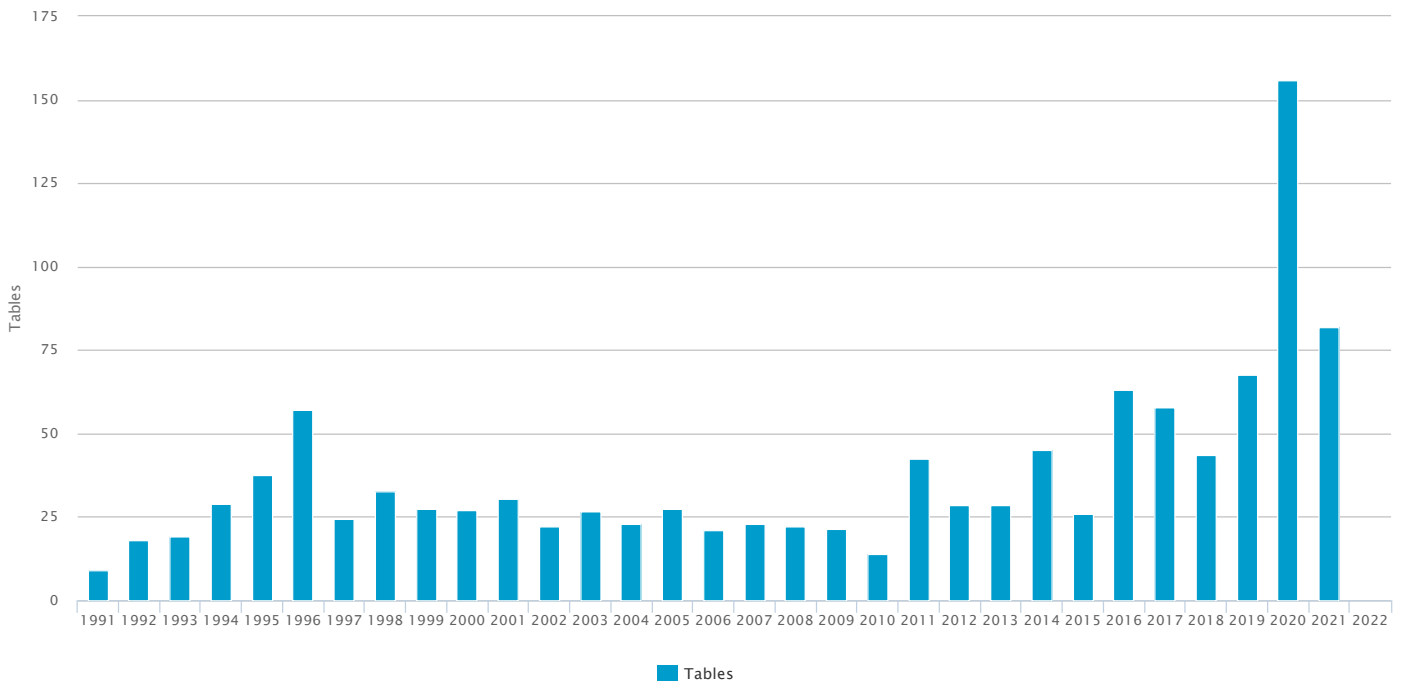
Tables by year for October



Tables by year for November



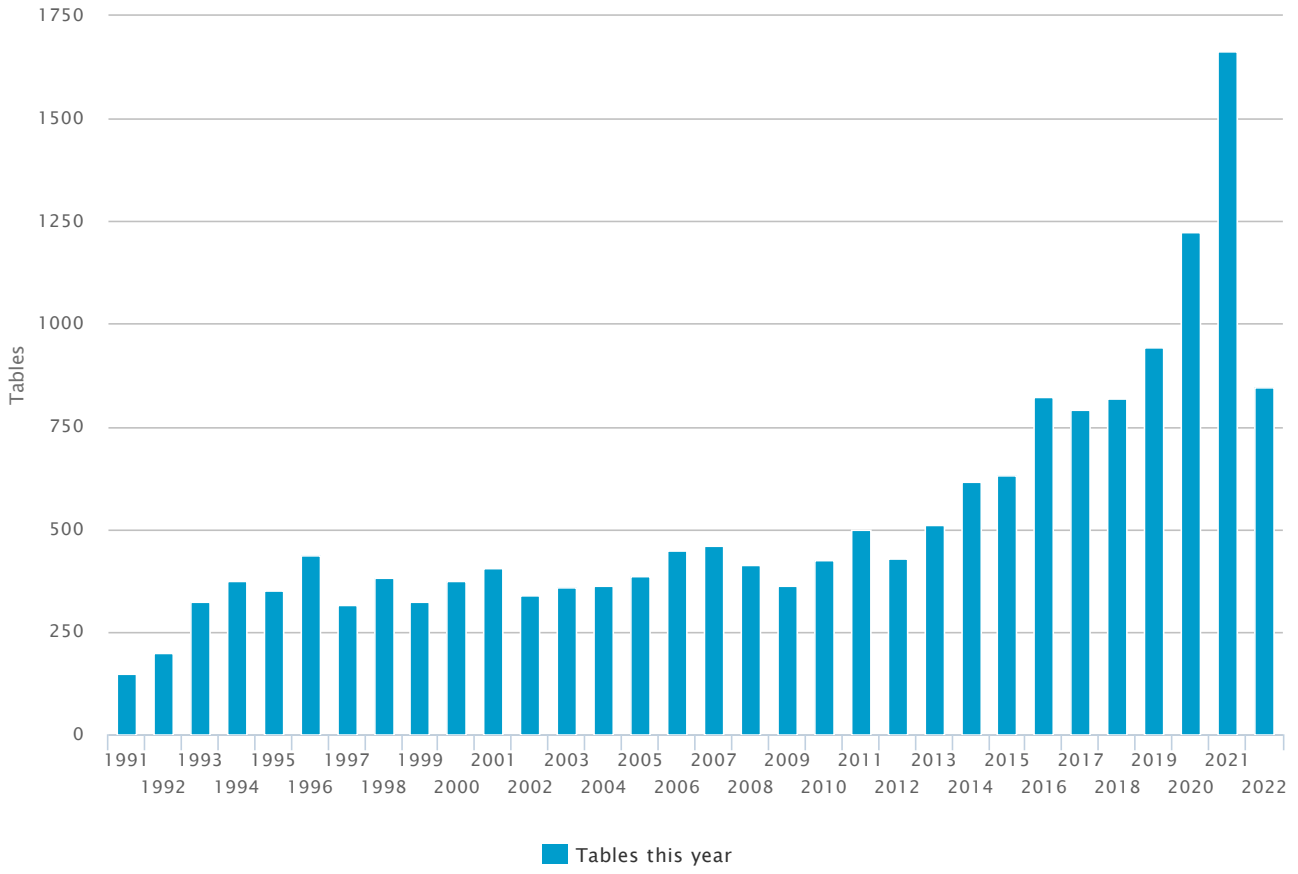
Tables by year for December



Club Table Counts

Year	Tables	Overall Rank	Dist Rank	Unit Rank
2022	847.5	168	11	1
2021	1662.5	234	11	1
2020	1222.5	307	14	1
2019	942.5	555	28	1
2018	818.0	661	35	1
2017	792.0	698	37	1
2016	820.5	689	40	1
2015	630.8	932	62	3
2014	617.5	954	64	4
2013	510.5	1149	71	4
2012	429.0	1367	81	4
2011	497.0	1190	73	4
2010	426.5	1369	83	4
2009	361.0	1629	90	5
2008	414.0	1434	84	5
2007	461.5	1290	75	5
2006	448.5	1346	78	5
2005	384.5	1509	81	7
2004	364.0	1579	83	5
2003	357.5	1619	81	6
2002	339.5	1717	84	4
2001	404.5	1439	77	3
2000	373.0	1482	76	3
1999	324.0	1751	85	3
1998	381.5	1571	76	4
1997	315.0	1941	84	4
1996	435.0	1454	69	4
1995	352.5	1825	77	4
1994	375.0	1716	76	3
1993	325.0	2018	93	4
1992	198.0	2875	125	6
1991	150.0	3122	133	6

Table Count by Year



Tables by Year, Highest to Lowest

